


Arizona Department
of Insurance

2018/2019
Annual Report &
Five-year Strategic Plan



Douglas A. Ducey
Governor

Keith A. Schraad
Director of Insurance

Printed copies of this report are restricted in accordance with A.R.S. § 41-4153. This report is available on the Department of Insurance website (<https://insurance.az.gov>).

Please contact our Americans with Disabilities Act (ADA) Coordinator at (602) 364-3100 if you need reasonable accommodations due to a disability or handicap with regard to this publication or other services of this Department. Requests should be made as early as possible to allow reasonable time to make necessary arrangements or procure materials in an alternate format.

**Arizona Department
of Insurance
2018/2019* Annual Report &
Five-year Strategic Plan**

from

**Keith A. Schraad
Director of Insurance**

to

**Douglas A. Ducey
Governor**

and

**Members of the
Arizona Legislature**

Arizona Department of Insurance
<https://insurance.az.gov>
100 North 15th Avenue, Suite 261
Phoenix, Arizona 85007-2630
(602) 364-3100

The information in this report is in the public domain and may be reprinted without permission.

* This report contains the most current, complete data available. Generally, insurer financial and status information is reported for Calendar Year 2018, while other data is reported for Fiscal Year 2019

A MESSAGE FROM THE DIRECTOR OF INSURANCE

Governor Ducey and Members of the Arizona Legislature:

I am pleased to present the Department's *2018/2019 Annual Report & Five-year Strategic Plan*.

The ADOI's **vision** is effective insurance consumer protection with minimal regulatory and taxpayer burden. The Department is focused on delivering the most efficient and effective regulatory service and protection to our insurance companies, agents and consumers.


During Fiscal Year 2019, Arizona policymakers enacted Senate Bill 1469, which starting July 1, 2020, will consolidate the Department of Financial Institutions (DFI) and the Arizona Automobile Theft Authority (AATA) into the Department of Insurance, and rename the agency Department of Insurance and Financial Institutions. We have already begun working in earnest to bring together the three agencies in a manner that takes best advantage of the combined resources and talents.

Additionally during Fiscal Year 2019, the Department of Insurance underwent a sunset review audit by the Auditor General, who found some opportunities where we can improve our operations to become more effective. The Auditor General's Office has their report and our response on its website at <https://www.azauditor.gov>. We will be taking steps to make the agency even more effective and efficient in key areas:

- We will improve our process for obtaining reports of suspected insurance fraud by researching and incorporating best practices for obtaining information needed to better prioritize and more efficiently investigate cases.
- We will improve forms and processes to ensure that agency employees and board members certify that they are aware of our conflict of interest policies.
- We are continuing to improve the information and assistance we provide to help Arizona citizens and businesses obtain the benefits to which they are entitled under their insurance policies. This includes continuing to improve our new surprise bill resolution process, which in some cases allows health care enrollee who receives care from an out-of-network provider to participate in a process that results in the enrollee being only responsible for copay, coinsurance and deductible amounts.

Thank you for your continued support, allowing us to continue to invest the resources entrusted to the agency to make Arizona a great place to work, live and play.

Respectfully,



Keith Schraad
Director


TABLE OF CONTENTS

Directory	1
Fiscal Year 2019 in Review	3
Five-year Agency Strategic Plan	7
2019-2021 Arizona Master List of State Government Programs	11
2019 Legislative Review	17
2019 Arizona Insurance Laws (Reg. Bulletin 2019-02)	18
2018/2019 Regulatory Bulletins	25
Fiscal Reports	26
General Fund Revenues	28
Operating Expenditures.....	29
Director’s Office Salaries	30
Insurance Professionals Licensed in Arizona	31
Insurers Authorized in Arizona	35
Synopsis of Annual Statements	36
Direct-writing Insurers Authorized in Arizona.....	38
Reinsurers Authorized in Arizona	117
Captive Insurers Authorized in Arizona.....	119
Top 25 Insurers by Premium Type, Premiums Written	123
Accident and Health	124
All Other Health Care	125
Life	126
Total Property and Casualty	127
Homeowners Multiple Peril	128
Private Passenger Automobile Liability.....	129
Private Passenger Automobile Physical Damage	130
Commercial Multiple Peril.....	131
Workers’ Compensation.....	132
Commercial Automobile Liability	133
Commercial Automobile Physical Damage	134
Medical Malpractice	135
Title.....	136
Insurers That Ceased Arizona Business Activity	137
Arizona Receiverships and Ancillaries	139
Qualified Surplus Lines Insurers	141
2018 Surplus Lines Premium by Class of Coverage	142
2018 Surplus Lines Premium by Carrier	149

DIRECTORY

Arizona Department of Insurance
 100 N. 15th Ave., Ste. 261 | Phoenix, Arizona 85007-2630
<https://insurance.az.gov>

Division	Section	Phone Number
Director's Office	Main Telephone; Agency Ombudsman	(602) 364-3100
	Public Information Officer / Legislative Liaison	(602) 364-3761
	Deputy Receiver	(602) 364-2142
Administrative Services	Business Services (accounting, payroll and purchasing)	(602) 364-3100
	Human Resources	(602) 364-2458
	Technology	(602) 364-2983
	Premium Tax Website: https://insurance.az.gov/insurers/taxes E-mail: taxinfo@azinsurance.gov	(602) 364-3246
Market Regulation and Consumer Services	Consumer Services <ul style="list-style-type: none"> • Question: consumers@azinsurance.gov • File Complaint: https://insurance.az.gov/consumercomplaint 	(602) 364-2499 (800) 325-2548
	Consumer Services —Spanish: ayuda@azinsurance.gov	(602) 364-2977
	Health Care Appeals	(602) 364-2399
	Surprise Billing Dispute Resolution	(602) 364-2399
	Market Conduct Analysis and Examinations	(602) 364-4994
	Licensing	Licensing (insurance professionals) <ul style="list-style-type: none"> • Question: licensing@azinsurance.gov • Apply/update/renew license: www.NIPR.com
Financial Affairs	Financial Examination and Financial Surveillance	(602) 364-3999
	Licensing and Financial Compliance (records, trust deposits) - Insurer, Service Company, Third Party Administrator	(602) 364-3998
	Captive Insurance captive@azinsurance.gov	(602) 364-4490
Guaranty Funds	Life and Disability Insurance Guaranty Fund	
	Property and Casualty Insurance Guaranty Fund	(602) 364-3863
Insurance Fraud Investigations	Question: investigations@azinsurance.gov Report insurance fraud through the National Insurance Crime Bureau (NICB): https://www.nicb.org/ or the Online Fraud Referral System (OFRS): https://eapps.naic.org/ofrs/	(602) 364-2140
Product Filing and Compliance	Form, Rate and Advertising Filings; Utilization Review Agent Licensing <ul style="list-style-type: none"> • Life/Health: lifehealth@azinsurance.gov • Property/Casualty: propcas@azinsurance.gov 	(602) 364-2393 (602) 364-3453
	Managed Care and Prepaid Dental Oversight, Provider Timely Pay <ul style="list-style-type: none"> • Question: providerinfo@azinsurance.gov • Provider Grievance: https://insurance.az.gov/providers 	(602) 364-2393



ADOI Fiscal Year 2019 in Review

Accreditation by the National Association of Insurance Commissioners (NAIC)

In April 2019, the Arizona Department of Insurance (“ADOI”) was reaccredited by the NAIC for a new five-year period. The NAIC Accreditation Program develops and maintains standards that promote effective insurance company financial solvency regulation. Every five years, the NAIC conducts an in-depth audit to determine whether Arizona has and competently applies the necessary laws, resources, procedures and practices to monitor insurance company financial solvency. ADOI conducts an annual self audit as well. The program requires state insurance departments to meet baseline standards, particularly with respect to regulation of multi-state insurers. ADOI has the primary responsibility for overseeing the solvency of insurers that established Arizona as their home state, known as “domestic” insurers. By ensuring that states fulfill robust oversight responsibilities, NAIC accreditation allows non-domestic states to rely on the accredited domestic regulator to fulfill a baseline level of effective financial regulatory oversight. This creates substantial efficiencies for insurance regulators, who are then able to coordinate and rely on each other's work. It also creates far greater efficiencies for insurance companies licensed in accredited states, which are then not subject to financial examinations or other financial oversight by multiple jurisdictions.

New surprise out-of-network billing dispute resolution portal

The ADOI worked with a vendor to create an easy-to-use online portal that Arizona citizens can use to request arbitration of surprise out-of-network bills for health care services. “Surprise billing” refers to receiving a bill from a doctor, durable medical equipment provider, or other health care provider who is not part of your health plan’s network and for which you were not provided estimated costs for the health care services. ADOI’s Surprise Billing webpage (<https://insurance.az.gov/soonbdr>) provides details about the qualification of a surprise bill for the dispute resolution process, and has a link to the portal, which allows citizens to enter information and upload documents that pertain to the surprise bill and facilitates communication between the ADOI and the parties involved (enrollee, provider and insurer) throughout the dispute resolution process.

Reduced premium taxpayer burden; improved efficiency

The ADOI implemented updated laws that it had worked with the insurance industry and policymakers to propose that cut in half the number of insurance companies that were required to file tax installments in each of six months (March through August) each year, and that requires insurance companies to file and pay taxes electronically (using the NAIC OPTins system). Prior to the law change, all insurers that had a premium tax liability of \$2,000 or more were required to file tax installments. With the change in law, only insurers that have a premium tax liability of \$50,000 or more are required to file tax installments. Whether an insurance company is required to file tax installments does not

change the overall amount of premium taxes that insurance companies pay – it just changes the amount of work for both the insurance companies and the ADOI.

During FY 2019, the ADOI worked with surplus lines brokers and policymakers to reduce the information brokers were required to file with The Surplus Line Association of Arizona, and to require that brokers file tax reports electronically (using the NAIC OPTins system) starting January 1, 2020. Laws 2019, Ch. 10 (SB 1004).

Upcoming merger with Financial Institutions and Automobile Theft Authority

Effective July 1, 2020, the ADOI will be merged with the Arizona Department of Financial Institutions (ADFI) and the Arizona Automobile Theft Authority (AATA), forming a new Department of Insurance and Financial Institutions (“DIFI”). In March 2019, Robert Charlton retired from being the ADFI superintendent, and Governor Ducey appointed ADOI Director Keith Schraad to serve as ADFI interim superintendent. Under Director Schraad, ADOI and ADFI have begun taking steps with AATA to prepare for the upcoming consolidation.



Sunset Review Audit

The Auditor General launched its sunset review audit of the ADOI in October 2018. On September 19, 2019, the Auditor General published a report on its findings and the ADOI’s response to those findings. The report is available from the Auditor General’s Internet website (<https://www.azauditor.gov/reports-publications/state-agencies/insurance-department/report/arizona-department>). In general, the report found that the ADOI generally fulfills its mission but could improve the way it prioritizes insurance fraud cases for investigation, could improve its practices to guard against possible employee and board-member conflicts of interest, and could improve some of its other administrative practices and procedures. The ADOI agreed with all the Auditor General’s findings and will be working throughout FY 2020 and into FY 2021 to correct noted deficiencies.

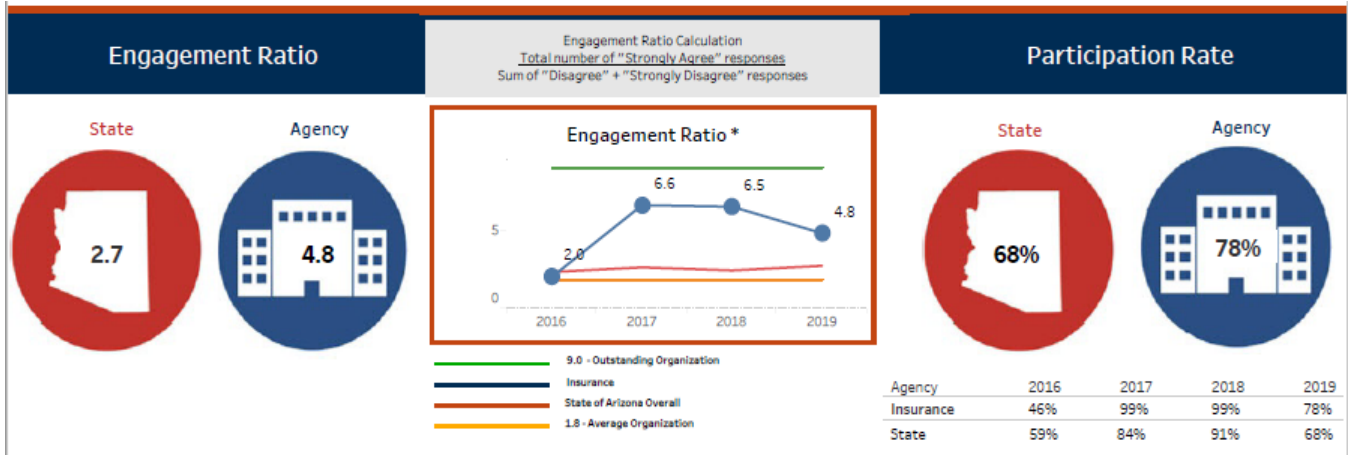
Small Employer COBRA Coverage

The ADOI posted a sample Notice of Coverage Continuation Form on its Internet website (<https://insurance.az.gov/arizona-sample-notice-continuation-coverage-mini-cobra>) that small employers can use to notify an enrollee or dependent of their rights to continue health benefits coverage when a qualifying event occurs (e.g. enrollee separation from employment, death, divorce, Medicare eligibility, etc.).

Employee engagement

...the extent to which an employee is involved in, enthusiastic about and committed to their work and their workplace.

ADOI scored a 4.8 engagement ratio from an April 2019 survey that probed opinions about how well our organization supports them and their efforts. ADOI’s score dropped from 6.5 in 2018, with the largest changes reflected in employee job satisfaction and job expectation clarity. The ADOI’s 78% participation rate in the survey was significantly lower than the 99% rate previously achieved.



Survey Results by Question

The figures represent the percentage of responses that were answered positively (Strongly Agree + Agree) for each question.

Lowest Positive Responses Highest Positive Responses

	2016	2017	2018	2019	State 2019
Overall, I am satisfied with my job.	67%	86%	88%	75%	72%
I understand clearly what is expected of me at work.	85%	89%	91%	77%	82%
I have the proper tools and equipment to do my job.	56%	76%	76%	82%	66%
My job gives me the opportunity to do what I do best every day.	59%	82%	73%	74%	69%
I receive recognition for my work when I deserve it.	67%	80%	70%	68%	61%
My supervisor shows care and concern for employees.	77%	89%	78%	77%	77%
I receive adequate feedback on my work.	77%	82%	77%	72%	69%
I have the opportunity to learn and do new things in my job.	62%	74%	73%	74%	70%
My co-workers are committed to providing high quality service.	79%	88%	78%	75%	72%
My agency supports my participation in education and professional development opportunities.	47%	61%	67%	67%	64%
My agency values my ideas on work related problems.	56%	79%	75%	68%	60%
My job is important to support the mission of my agency.	92%	92%	96%	93%	89%
I would recommend my agency to other people as a good place to work.	38%	67%	63%	61%	59%
I plan on being employed with my agency two years from now.	64%	74%	74%	67%	69%

FIVE-YEAR AGENCY STRATEGIC PLAN

This section describes the agency's multi-year strategy and our objectives for Fiscal Year 2020.

Vision: Effective insurance consumer protection with minimal regulatory and taxpayer burden.

Mission: To protect Arizona citizens and businesses by promoting a safe, strong, innovative and competitive insurance marketplace.

Agency Description: The Arizona Department of Insurance is the most cost-efficient insurance department in the nation per capita. The Department assists and protects Arizona citizens and businesses by making sure Arizona insurance companies are financially sound so they can pay insurance claims; by answering questions and investigating complaints from Arizona citizens and businesses; by helping the insurance industry comply with Arizona law; by helping defray the cost of state government with \$500 million of insurance premium tax collections each year; and, by encouraging competition and economic development.

Executive Summary: The Department of Insurance identified the following four strategic priorities toward actualizing our vision:

Agency Consolidation by identifying and proposing ways to modernize and unify insurance, financial-institution and auto-theft-authority laws and rules; and, by unifying agency operations, incorporating best practices.

Consumer Education and Protection by improving awareness and accessibility of Arizona's surprise out-of-network billing dispute resolution process; and, increasing and improving consumer and industry outreach and

Solvency Oversight by strengthening compliance with NAIC accreditation

Agency Modernization by increasing staff training to remain responsive to industry innovation and to promote agency data security.

Summary of 5 Year Strategic Priorities

#	Multi-Year Strategy	Start Year	Progress / Successes
1	Agency Consolidation	2019	Launched collaboration among the Department of Insurance, Department of Financial Institutions and the Arizona Automobile Theft Authority to formulate an action plan for agency consolidation
2	Consumer Education and Protection	2017	Launched surprise out-of-network billing dispute resolution process and system; implemented part of an improved interactive web-based information resource that has already resulted in fewer health insurance questions
3	Solvency Oversight	2017	Received five-year reaccreditation by the National Association of Insurance Commissioners in FY 2019; increased opportunities for training and professional-designation for financial analysts
4	Agency Modernization	2016	Implemented a more robust licensing and regulatory information system; eliminated numerous out-moded rules; worked with stakeholders to modernize insurance premium tax filing laws

Strategy #	FY20 Annual Objectives	Objective Metrics	Annual Initiatives
1	Identify ways to modernize and unify insurance, financial-institution and auto-theft-authority rules	# of improved or eliminated rules	Work with stakeholders to identify and improve or eliminate outmoded or conflicting rules.
	Unify agency operations, incorporating best practices	% of 2019 and prior audit findings resolved	Implement best practices for administration, licensing, consumer assistance and examination/analysis functions; resolve findings in Auditor General and General Accounting Office performance and internal control audit reports.
2	Increase and improve consumer and industry outreach and publicity	% change in consumer calls received % complaints without violations	Implement consolidated website that adopts best practices for providing visitors with an intuitive, easy-to-use resource.
	Improve awareness and accessibility of the surprise out-of-network billing dispute resolution (SOONBDR) process	# of SOONBDR requests received % of SOONBDR requests that qualify for the dispute resolution process	Create presentation to explain the SOONBDR process and disseminate to consumer, provider and industry associations/groups; make accessible on agency website.
3	Strengthen compliance with NAIC accreditation standards	% of Arizona-domestic multi-state financial filings reviewed within NAIC timeframes % of solvency regulation staff attaining new professional designation	Secure stand-by analytical resources to address peak and unforeseen work volume or regulatory issues. Further increase training and development opportunities.
	Increase staff training and implement succession planning to remain responsive to industry innovation and to promote agency data security	% of staff completing 2 or more data security training courses % of staff formally cross-trained	Identify and make available staff training opportunities around data security. Implement formal succession planning and cross-training programs with current- and future-looking topics.

2019-2021 ARIZONA MASTER LIST OF STATE GOVERNMENT PROGRAMS

This section describes the agency and its programs, as well as goals, objectives and performance measurements for each program.

IDA 0.0 Agency Summary
 DEPARTMENT OF INSURANCE
 Keith A. Schraad, Director
 Office of the Director (602) 364-3100
 Arizona Constitution Article 15, Section 5; A.R.S. Title 20
 Plan Contact: Scott B. Greenberg, Deputy Director
 Office of the Director (602) 364-3764

Mission:
To protect Arizona citizens and businesses by promoting a safe, strong, innovative, and competitive insurance marketplace.

Description:
 The Department of Insurance is the most cost-efficient insurance department in the nation per capita. The Department assists and protects Arizona citizens and businesses by making sure Arizona insurance companies are financially sound so they can pay insurance claims; by answering questions and investigating complaints from Arizona citizens and businesses; by helping the insurance industry comply with Arizona law; by helping defray the cost of state government with 500 million of insurance premium tax collections each year; and, by encouraging competition and economic development.

IDA 1.0 Program Summary
 POLICY AND ADMINISTRATION
 Scott B. Greenberg, Deputy Director
 Office of the Director (602) 364-3764
 A.R.S. Title 20; A.R.S. Title 20; AZ Const. Art. 15, § 5

Mission:
To provide leadership and support toward the Department efficiently and effectively achieving its mission.

Description:
 This program leads, manages the resources of, and provides support to the Department toward its successfully fulfilling its mission. It reaches out to major constituencies (industry, consumers and media) and works to improve processes, systems, laws, rules, administrative and regulatory policies and procedures; coordinates regulatory efforts with fellow state insurance regulators through participation in the National Association of Insurance Commissioners, and with other state and federal agencies; coordinates enforcement efforts with the Attorney General's Office and issues administrative orders; develops and oversees strategic and operational plans and budgets; coordinates responses to public records requests and subpoenas; and provides agency accounting, budgeting, payroll, personnel, facilities management, risk management, telecommunication, information technology, mail processing and courier services.

- ◆ **Goal 1** To efficiently and effectively coordinate, facilitate and support accomplishment of department-wide and divisional goals and objectives.
- Objective:** 1 FY2019: Expand insurance professional licensing project and reduce time to issue and renew insurance professional licenses from 5.7 calendar days to 2.8 calendar days by June 30.
 FY2020: Coordinate the completion of three breakthrough or kaizen projects during the fiscal year.
 FY2021: By June 30, implement an improved process for developing the agency strategic plan.

Performance Measures	FY 2019 Actual	FY 2020 Estimate	FY 2021 Estimate
Employee engagement ratio	4.8	5.0	5.0
Explanation:	Sum of "strongly agree" responses divided by the sum of "disagree" and "strongly disagree" responses to the Employee Engagement Survey		

- ◆ **Goal 2** To provide a satisfying work environment for agency employees.

- Objective:** 1 FY2019: By June 30, survey employees on their satisfaction with working for the Department, review employee comments, and discuss ideas for improvement and potential implementation with division heads.
 FY2020: By June 30, survey employees on their satisfaction with working for the Department, review employee comments, and discuss ideas for improvement and potential implementation with division heads.
 FY2021: By June 30, survey employees on their satisfaction with working for the Department, review employee comments, and discuss ideas for improvement and potential implementation with division heads.

Performance Measures	FY 2019 Actual	FY 2020 Estimate	FY 2021 Estimate
Percentage of employee separations to average filled FTE positions	10.9	15.0	15.0
Explanation:	As of the end of FY 2018, 12 of 72.5 FTEs were eligible for retirement, and an additional 2 FTEs will be retirement-eligible in FY 2020.		
Percentage of Insurance Department employees surveyed who responded they were "satisfied" with their jobs	75.0	80.0	80.0

- ◆ **Goal 3** To provide high-quality business and technology services and support to internal customers.

- Objective:** 1 FY2019: By June 30, survey Department employees concerning their satisfaction with the Business Services Section, and discuss survey results, ideas for improvement and potential implementation with Business Services Section staff.
 FY2020: By June 30, survey Department employees concerning their satisfaction with the Business Services Section, and discuss survey results, ideas for improvement and potential implementation with Business Services Section staff.
 FY2021: By June 30, survey Department employees concerning their satisfaction with the Business Services Section, and discuss survey results, ideas for improvement and potential implementation with Business Services Section staff.

Performance Measures	FY 2019 Actual	FY 2020 Estimate	FY 2021 Estimate
Percentage of Insurance Department employees surveyed who responded they were "satisfied" or better with the Business Services Section	89.5	85.0	85.0

- Objective:** 2 FY2019: By June 30, migrate the Department of Insurance licensing and regulatory systems to the SBS 2016 system hosted by the National Association of Insurance Commissioners.
 FY2020: By June 30, achieve a RiskSense (security vulnerability) score of 800.
 FY2021: By June 30, migrate agency files and systems to cloud-hosted facilities.

Performance Measures	FY 2019 Actual	FY 2020 Estimate	FY 2021 Estimate
Percentage of Insurance Department employees surveyed who responded they were "satisfied" or better with the Information Services Division	86.0	80.0	80.0

IDA 2.0 Program Summary
 SOLVENCY REGULATION
 Kurt A. Regner, Assistant Director
 Financial Affairs Division (602) 364-3963
 A.R.S. Title 20; AZ Const. Art. 15, § 5 and Art. 14, § 16

Mission:
To promote the ability of authorized insurers to perform their financial obligations under insurance policies.

Description:
 The program monitors the solvency of insurers doing business in Arizona through field examination and analysis of financial and transactional filings, administers the estates of Arizona insurer receiverships, and pays certain claims owed by insolvent insurers to Arizona residents.

- ◆ **Goal 1** To efficiently and effectively analyze and examine insurer financial filings and records.

- Objective:** 1 FY2019: During the fiscal year, analyze 95% of annual financial reports and/or supplemental filings within respective timeframes.
 FY2020: By June 30, achieve full NAIC reaccreditation, and during the fiscal year, analyze 95% of annual financial reports and/or supplemental filings within respective timeframes.
 FY2021: During the fiscal year, analyze 95% of annual financial reports and/or supplemental filings within respective timeframes.

2019 - 2021 ARIZONA MASTER LIST OF STATE GOVERNMENT PROGRAMS

Performance Measures	FY 2019 Actual	FY 2020 Estimate	FY 2021 Estimate
Percentage of domestic multi-state insurer financial filings reviewed within timeframes prescribed by the National Association of Insurance Commissioners (NAIC).	99.1	95.0	95.0
Percentage of domestic insurers examined within statutory timeframes	92.9	100.0	100.0
Number of new domestic receiverships	0	0	0
Explanation:	No one can predict the number or timing of insurance company insolvencies.		

IDA 3.0	Program Summary
	CONSUMER SUPPORT
Erin H. Klug, Assistant Director	
Market Oversight Division (602) 364-3762	
A.R.S. Title 20	

Mission:
To assist, inform, and protect Arizona insurance consumers.

Description:
This program provides information and assistance to the public on a broad range of insurance-related issues; administers health care appeals; and performs investigations, examinations, and market surveillance in furtherance of consumer interests.

◆ **Goal 1** To efficiently and effectively analyze and examine insurers' marketing, claims, underwriting, and rating practices.

- Objective: 1** FY2019: By June 30, identify insurers through consumer complaints, insurer ratings groups, and other resources that fail to meet the requirements of statutes and regulations regarding marketing, claims, underwriting and rating practices.
- FY2020: By June 30, improve rules governing prepaid dental plan reporting and oversight; obtain acknowledgements from at least 95% of insurers offering health plans that have prior authorization requirements that they are aware of newly enacted prior authorization requirements; and, by June 30, 2019, publish a report that for Calendar Year 2018 summarizes innovative insurance products and methods of insurance product delivery that were introduced, and agency efforts to encourage marketplace innovation.
- FY2021: By June 30, have at least five employees who have completed professional designations and other professional education programs to enhance knowledge and skills necessary to identify insurer compliance with marketing, claims, underwriting and rating laws.

Performance Measures	FY 2019 Actual	FY 2020 Estimate	FY 2021 Estimate
Percentage of market conduct examination reports filed within one year after exit from company for reports filed during the year	N/A	100.0	100.0
Amount of restitution recovered through market conduct examinations (in thousands of dollars)	0	10.0	0
Percentage of market conduct examination draft reports sent to the company within 60 days after exit	N/A	100.0	100.0
Percentage of major medical health insurers that submitted timely pay and grievance reports that complied with the requirements of ARS § 20-3102(F).	0	100.0	0

◆ **Goal 2** To efficiently and effectively review rates, policies, contracts and related form filings to verify they comply with Arizona law.

- Objective: 1** FY2019: By June 15, analyze current rate-review processes and implement initial measures to make processes more efficient and effective.
- FY2020: By June 30, develop a report card for each insurer for form/rate filing performance for two types of insurance.
- FY2021: By June 30, evaluate filing deficiencies and update instructions and other information assets to improve filing completeness and accuracy.

Performance Measures	FY 2019 Actual	FY 2020 Estimate	FY 2021 Estimate
Average calendar days to review required rate and form filings excluding long-term care filings.	11.7	12.0	12.0
Explanation:	Average calendar days to close (approve/deny/see withdrawal of) required form/rate filings except those for long-term care products from date received to date decision sent.		
Percentage of form, rate and rule filings, excluding long-term care filings, closed without objections.	62.7	65.0	70.0

◆ **Goal 3** To efficiently and effectively help Arizona citizens and businesses resolve insurance-related problems.

- Objective: 1** FY2019: By June 30, eliminate the backlog of requests for assistance.
- FY2020: By June 30, resolve written consumer complaints in an average of 38 calendar days.
- FY2021: By June 30, create information resources to direct Arizona citizens and businesses to the proper authority to resolve problems that are outside the Department's jurisdiction.

Performance Measures	FY 2019 Actual	FY 2020 Estimate	FY 2021 Estimate
Percent of survey respondents indicating satisfied or better with assistance rendered	N/A	60.0	60.0
Percentage of health care appeals administered within statute-prescribed timeframes for health care appeal cases completed during the fiscal year	67.7	90.0	90.0
Average calendar days to resolve insurance consumer complaints.	60.7	60.0	60.0

◆ **Goal 4** To administer a simple, fair, efficient and cost-effective arbitration procedure for surprise out-of-network bill disputes.

- Objective: 1** FY2019: To provide support to health insurers, healthcare providers and policymakers toward improving Title 20, Chapter 20, Article 2 (Out-of-network Claim Dispute Resolution) throughout the 2018 legislative session.
- FY2020: To develop and implement by January 1, 2019, a system, process and set of procedures for administering surprise out-of-network billing dispute resolution requests.
- FY2021: To obtain feedback from health insurers and healthcare providers concerning the surprise out-of-network billing dispute resolution system, process and procedures.

Performance Measures	FY 2019 Actual	FY 2020 Estimate	FY 2021 Estimate
Percentage of billing dispute resolution requests the ADOI administered within statute-prescribed time frames.	100	100	100
Explanation:	Calculates the percentage of dispute resolution cases for which the ADOI completed ADOI-required activities by or before statute-prescribed deadlines. Assumes agency continues to have funding available to pay employees to administer the process.		
Percentage of surprise out-of-network billing dispute-resolution-eligible cases resulting in the enrollee paying at least 50% less than the amount the enrollee would have been obligated to pay without the billing dispute resolution process.	100	80	80

IDA 4.0	Program Summary
	FRAUD INVESTIGATION AND DETERRENCE
Paul Hill, Assistant Director	
Fraud Unit (602) 364-2140	
A.R.S. §§ 20-466 et seq.	

Mission:
To deter, investigate, and facilitate conviction for insurance fraud.

Description:
This program conducts criminal investigations from cases received from insurers and other sources that allege various forms of insurance fraud;

2019 - 2021 ARIZONA MASTER LIST OF STATE GOVERNMENT PROGRAMS

and, promotes fraud awareness within the insurance industry, law enforcement community and with Arizona citizens and businesses.

◆ **Goal 1** To efficiently and effectively investigate fraud referrals.

Objective: 1 FY2019: By June 30, complete investigations on 70 fraud referrals and submit at least 40 for prosecution.

FY2020: By September 30, finalize and implement suspected violation/warning letter; by December 31, develop a process by which insurers can inform the Department of the priority for referred cases; during FY 2019, issue warning letters or have cases accepted for prosecution for 150 fraud referrals.

FY2021: During FY 2020, issue warning letters or have cases accepted for prosecution for 150 fraud referrals.

Performance Measures	FY 2019 Actual	FY 2020 Estimate	FY 2021 Estimate
Number of fraud referrals received from insurers	3,007	3,000	3,000
Number of investigations completed from referrals	345	250	250
Number of insurer-referred cases submitted for prosecution	221	100	100
Number of convictions from insurer-referred cases	14	10	10
Total restitution ordered from investigations of insurer-referred cases (in thousands of dollars)	238.9	250.0	250.0
Number of warning letters issued to fraud suspects.	24	25	25

IDA 5.0 **Program Summary**

LICENSING

Scott B. Greenberg, Deputy Director
Office of the Director (602) 364-3764
A.R.S. Title 20; AZ Const. Art. 15, § 5

Mission:

To provide efficient and highly responsive insurance licensing services while restricting license issuance and renewal to qualified candidates.

Description:

This program issues licenses regulated under A.R.S. Title 20 to candidates that meet requirements, and oversees the administration of related activities, such as producer continuing education and pre-license examinations.

◆ **Goal 1** To efficiently and effectively process insurer license applications.

Objective: 1 FY2019: By June 30, identify paper/hard copy application documents that prevent complete UCAA electronic filing.

FY2020: By June 30, initiate an Arizona Management System breakthrough project or kaizen aimed at reducing time to issue an Arizona Certificate of Authority.

FY2021: By June 30, reduce lead time to decide an insurer application for an Arizona Certificate of Authority to an average of 36 calendar days.

Performance Measures	FY 2019 Actual	FY 2020 Estimate	FY 2021 Estimate
Average calendar days to decide insurer license/expansion applications.	37.3	50.0	50.0

Explanation: Average calendar days to decide insurer application for an Arizona Certificate of Authority from date application received to date decision sent to applicant or date withdrawn.

◆ **Goal 2** To efficiently and effectively process professional service license applications.

Objective: 1 FY2019: By June 30, implement the State-based Systems licensing system.

FY2020: By June 30, accelerate licensing by improving the applicant fingerprinting process.

FY2021: By June 30, increase online licensing to 92%

Performance Measures	FY 2019 Actual	FY 2020 Estimate	FY 2021 Estimate
Producer license and renewal applications received	80,725	81,000	81,500
Total producers licensed at June 30	264,857	270,000	275,000
Average calendar days required to render a decision on an insurance professional license application/renewal application from date received to date decision rendered (lead time).	1.5	1.5	1.5
Explanation:	Average calendar days to decide insurance professional license/renewal application from date received to date notification of decision sent to applicant or date withdrawn.		
Average calendar days to review third-party administrator (TPA) registration applications.	N/A	N/A	N/A
Explanation:	The Department received 21 TPA registration applications during FY 2018. Beginning with FY2019, this measure is replaced by a new measure covering TPA registrations and service company permits and renewals.		
Average calendar days to decide service company renewal applications	N/A	N/A	N/A
Explanation:	Beginning FY2019, this measure is replaced by a new measure covering TPA registrations and service company permits and renewals.		
Percentage of insurance professional license/renewal applications submitted online	89.5	90.0	90.0
Explanation:	Percentage of the total number of insurance professional license and renewal applications received entirely online to the total number of license and renewal applications received.		
Days to process applications for third-party administrator registrations and service company permits and renewals.	8.6	10.0	10.0
Explanation:	Starting in FY2019, this measure replaces two previous measures, one that focused on third-party administrator registrations and another that focused on service company renewals.		

IDA 6.0 **Program Summary**

PREMIUM TAX COLLECTIONS AND ANALYSIS

Scott B. Greenberg, Deputy Director
Office of the Director (602) 364-3764
A.R.S. §§ 20-224 et. seq.

Mission:

To collect, efficiently deposit and accurately forecast insurance premium tax revenues.

Description:

This program develops and provides tax report forms and information to taxpayers, collects and deposits premium tax revenues, audits premium tax reports and communicates with taxpayers concerning discrepancies, assesses late payment penalties and interest, and forecasts premium tax revenues.

◆ **Goal 1** To fully collect the premium tax required by law.

Objective: 1 FY2019: By June 30, implement a new tax record management system to record, reconcile and report on tax data, and that interfaces with NAIC OPTins or provides an alternate user interface for receiving tax reports and payments.

FY2020: By December 31, update tax report forms and instructions to allow the NAIC OPTins system to provide tax report data needed to reconcile tax liabilities to tax payments, and to facilitate efficient tax audits.

FY2021: By June 30, confer with premium tax customers on ways to improve premium tax filing and payment requirements.

Performance Measures	FY 2019 Actual	FY 2020 Estimate	FY 2021 Estimate
Amount of tax, interest and penalties recovered through audits (in millions of dollars)	0.1	0.1	0.1

◆ **Goal 2** To accurately forecast premium tax revenues.

Objective: 1 FY2019: By June 30, to configure the new AFIS system to capture insurance premium tax revenue data at a more granular level, and to create revenue budgets that enable the Department, OSPB and JLBC to view revenue collections more easily.

FY2020: By August 31, 2018, to forecast premium tax revenue to within 2% of actual

2019 - 2021 ARIZONA MASTER LIST OF STATE GOVERNMENT PROGRAMS

FY 2019 collections.

FY2021: By August 31, 2019, to forecast premium tax revenue to within 2% of actual FY 2020 collections.

Performance Measures	FY 2019 Actual	FY 2020 Estimate	FY 2021 Estimate
Percentage difference (absolute value) between tax revenue forecast and actual fiscal-year tax revenues collected	7.9	2.0	2.0

◆ **Goal 3** To provide quality service to premium taxpayers.

Objective: 1 FY2019: By January 1, more prominently display information about the premium tax satisfaction survey on tax report forms and instructions to improve survey response rate.

FY2020: By November 30, modify tax forms and instructions in response to comments from taxpayers; make tax forms accessible on NAIC OPTins system and to third-party tax preparers.

FY2021: By November 30, modify tax forms and instructions in response to comments from taxpayers; make tax forms accessible on NAIC OPTins system and to third-party tax preparers.

Performance Measures	FY 2019 Actual	FY 2020 Estimate	FY 2021 Estimate
Percentage of insurance premium taxpayers surveyed who reported they were "satisfied" or better with the Premium Tax Unit.	91.0	90.0	90.0

IDA 7.0 **Program Summary**

CAPTIVE INSURER PROGRAM

Kurt A. Regner, Assistant Director
 Financial Affairs Division (602) 364-3999
 A.R.S. Ch. 4, Art. 14, Title 20; AZ Const. Art. 15, § 5

Mission:

To promote the development and soundness of Arizona's domestic captive insurance industry.

Description:

This program licenses Arizona captive insurers; monitors each captive insurer's performance to confirm compliance with applicable laws; detects potentially hazardous conditions and intervenes; and promotes the benefits of captive insurance as a mechanism for efficiently controlling risks and paying losses.

◆ **Goal 1** To facilitate growth of the domestic captive insurance industry.

Objective: 1 FY2019: By June 30, identify paper/hard copy application requirements that prevent complete electronic filing.

FY2020: During the fiscal year, license 10 or more new captive insurers.

FY2021: During the fiscal year, license 10 or more new captive insurers.

Performance Measures	FY 2019 Actual	FY 2020 Estimate	FY 2021 Estimate
Number of new captive insurers licensed	7	10	10

2019 LEGISLATIVE REVIEW

Insurance-related laws enacted in 2019 were summarized in Department of Insurance Regulatory Bulletin 2019-02, included on the following pages.




Office of the Director
Arizona Department of Insurance
100 North 15th Avenue, Suite 102, Phoenix, Arizona 85007-2624
Phone: (602) 364-3100 | Web: <https://insurance.az.gov>

Douglas A. Ducey, Governor
Keith A. Schraad, Director

REGULATORY BULLETIN 2019-02¹

To: Insurance Producers, Surplus Lines Brokers, Insurance Industry Representatives, Insurance Trade Associations, Life & Disability Insurers, Property & Casualty Insurers, and Other Interested Parties.

From: Keith A. Schraad 
Director of Insurance

Date: August 27, 2019

Re: 2019 Arizona Insurance Laws

This Regulatory Bulletin summarizes the major, newly enacted legislation affecting the Department, its licensees and insurance consumers. This summary is not meant as an exhaustive list or a detailed analysis of all insurance-related bills. It generally describes the substantive content but does not capture all details or necessarily cover all bills that may be of interest to a particular reader. The Department may follow this bulletin with more detailed bulletins related to the implementation of specific legislation. All interested persons are encouraged to obtain copies of the enacted bills by contacting the Arizona Secretary of State's office at (602) 542-4086, or from the Arizona legislative web site at <http://www.azleg.gov>. Please, direct any questions regarding this bulletin to Stephen Briggs, Legislative Liaison at (602) 364-3761.

Arizona's Fifty-fourth Legislature, First Regular Session, adjourned *sine die* on May 28, 2019. Except as otherwise noted, all legislation has a general effective date of **August 27, 2019**.

¹ This Substantive Policy Statement is advisory only. A Substantive Policy Statement does not include internal procedural documents that only affect the internal procedures of the Agency, and does not impose additional requirements or penalties on regulated parties or include confidential information or rules made in accordance with the Arizona Administrative Procedure Act. If you believe that this Substantive Policy Statement does impose additional requirements or penalties on regulated parties you may petition the agency under Arizona Revised Statutes Section 41-1033 for a review of the Statement.

INSURANCE-RELATED BILLS ENACTED IN 2019

Laws 2019, Chapter 139 (HB 2063): Vehicle insurance Cards; Assigned Numbers

Amends ARS § 28-4133 to require the number assigned to an insurer by ADOT be indicated on the motor vehicle insurance identification cards, rather than on all documentary evidence issued by the insurer.

Laws 2019, Chapter 75 (HB 2166): Health Plans; Cost Sharing; Calculation

Creates ARS § 20-1126 to require any cost-sharing amount paid by either the enrollee or another person on their behalf for a prescription drug to be included when calculating an enrollee's contribution to any out-of-pocket cost-sharing requirement for a prescription drug that is either without a generic equivalent or has a generic equivalent but the enrollee obtained access to the prescription drug through prior authorization, step therapy or through the insurer's exception or appeal process. Defines Generic equivalent and Health Care Insurer. This bill is effective January 1, 2020.

Laws 2019, Chapter 122 (HB2175): Insurance; Third-Party Administrators; Exemptions

Amends ARS §§ 20-485, 20-1401, and 20-1404 to expand the list of parties that are exempt from the definition of administrator. Defines qualified marketplace contractor (QMC) and qualified marketplace platform (QMP). Allows an insurer to issue a group blanket disability or a blanket disability insurance policy to a QMP that covers a QMC.

Laws 2019, Chapter 152 (HB2285): Pharmacy Benefit Managers; Pharmacy Benefits

Amends ARS §§ 20-3321 and creates 20-3331. Adds a definition for list and maximum allowable cost. Requires a pharmacy benefit manager (PBM) to update the price and drug information for each list maintained by the PBM every seven business days; make available the sources used to determine maximum allowable cost pricing at the beginning of the contract, at renewal and at least once annually; establish an appeal process for appeal by a network pharmacy of its drug reimbursement; and allow a pharmacy service administrative organization to file an appeal of a drug on behalf of its contracted pharmacies.

Amends ARS §§ 44-1751 and creates 44-1453, and 44-1754. Adds a definition for plan sponsor. Specifies that a plan sponsor or PBM may not prohibit an in-network retail pharmacy from dispensing a ninety-day fill of a prescription, except for Schedule II or III controlled substances, if certain conditions are met. Species that a plan sponsor or PBM may not prohibit a retail pharmacy from delivery of a prescription except that the pharmacy cannot charge for the delivery unless certain disclosures are made to the patient. Exempts the Arizona Health Care Cost Containment System Administration and its contractors.

Laws 2019, Chapter 138 (HB 2494): Health Insurers; Notice; Providers

Creates ARS § 20-241. Prohibits a contract that is issued, amended or renewed on or after January 1, 2020, from restricting the method of payment from the insurer to the provider in which the only acceptable payment method is a credit card payment. An insurer that initiates or changes payments to a provider using electronic funds transfer (EFT) shall include notice of any fee and any other available methods of payment with clear instructions on selecting an alternative payment method and remit or associate with each payment the explanation of benefits. A *health insurer* may not charge a fee solely to transmit the payment to a health care provider unless the provider has consented to the fee. A *health care provider agent* may charge reasonable fees when transmitting an EFT or automatic clearing house related to transaction management, data management, portal services and other value-added services above and beyond the bank transmittal. *Adds definitions for electronic funds transfer payment, health care provider, health care provider agent, and health insurer.*

Creates ARS § 20-242. Requires a health insurer acquiring another insurer's network to notify each health care provider in the acquired network and allows the provider to continue or terminate the provider relationship or enter into a new contract with the health insurer that acquired the network. *This section does not apply to disclosures in the network contract to which the health provider has already agreed.*

Laws 2019, Chapter 113 (HB 2674): Insurance; Exceptions; Guaranteed Asset Protection

Amends ARS § 20-103 to clarify that guaranteed asset protection (GAP) waivers *are not insurance* and this title does not apply to those waivers. *Adds definition of guaranteed asset protection waivers.*

Laws 2019, Chapter 10 (SB 1004): Insurance; Surplus Lines; Reports; Payments

Amends ARS §§ 20-408, 20-416 and 20-417: Modifies the surplus lines broker report to include the *city, state and zip* of the insured rather than the *address*. Allows the Director to require surplus lines brokers to report and make payments electronically *from and after December 31, 2019*. If electronic submission is required, the director shall post to the Department's web site a list of one or more acceptable third-party services through which an insurer must submit reports and payments. Makes a penalty inapplicable for a payment of tax or interest that was late due to delays caused by the third-party service.

Laws 2019, Chapter 11 (SB 1006): Internationally Active Insurance Groups; Supervision

Amends ARS §§ 20-481 and creates 20-481.33. Defines *group-wide supervisor* and *internationally active insurance group* (IAIG). Allows the director to act as the group-wide supervisor or under certain circumstance to determine or acknowledge another regulatory official as the group-wide supervisor. Specifies what activities the director may engage in as the group-wide supervisor of an IAIG.

Laws 2019, Chapter 180 (SB 1007): Insurance; Corporate Governance; Disclosure

Creates ARS §§ 20-492, 20-492.01, 20-492.02, 20-492.03, 20-492.04, 20-492.05 and 20-492.06 that require insurers to submit to the Director a corporate governance annual disclosure (CGAD) report. Specifies that certain documents, materials and other information provided as part of the disclosure are recognized as being proprietary and are subject to confidentiality standards. Exempts the department from the rulemaking requirements of title 41, chapter 6 for one year after the effective date. Contains a non-severability clause.

Laws 2019, Chapter 12 (SB 1008): Insurance; Prohibited Inducements; Exceptions

Amends ARS §§ 20-450, 20-451 and 20-452 to allow an insurer and certain other persons to provide or offer to provide products or services that are ancillary or related to any policy or coverage and that are intended to minimize or prevent claims-related losses or expenses.

Laws 2019, Chapter 183 (SB 1035): Insurance; Small Employers; Continuation Coverage

Amends ARS § 20-2330 to clarify the definition of small employer is an employer that employs on average of at least one but fewer than twenty eligible employees during the preceding calendar year.

Laws 2019, Chapter 194 (SB 1085): Association Health Plans

Amends ARS § 20-2324. Changes the requirements by which an association qualifies as a bona fide association under Pathway 1 and establishes a new Pathway 2 in which an association can qualify as a bona fide association.

Pathway 1: Removes the requirement that the association has been in active existence for at least five years but retains all other existing requirements.

Pathway 2: Allows for the establishment of pathway 2 associations that meet the prescribed federal requirements in [29 CFR Section 2510.3-5](#). (SEE NOTE)

Allows an insurer to elect to offer a health benefits plan through a bona fide association to small employer groups of one, without obligating the insurer to make health benefits plans available to all small employer groups of one on a guaranteed issuance basis under [ARS § 20-2304](#) if the small employer is not seeking health benefits plan through a bona fide association. (SEE NOTE)

Allows the department to survey insurers to determine the number of health benefits plans issued to associations in Arizona each year.

Specifies that this section does not limit or prohibit the issuance of self-funded plans through a bona fide association if the association is in compliance with ERISA and the department retains the authority to investigate whether an association is unlawfully transacting insurance.

*Adds definitions for *bona fide association*, *small employer*, *sole proprietor*, and *working owner*.*

NOTE: On March 28, 2019, in *State of New York v United States Department of Labor, et al; Civil Action No. 18-1747 (JDB)* the court vacated certain provisions of 29 CFR Section 2510.3-5 on

Pathway 2 Association Health Plans (AHPs) including several provisions relating to the Pathway 2 standards for bona fide associations and the definition of “employer” to include groups of one, sole proprietors and working owners. The U.S. Department of Justice filed an appeal with the United States Court of Appeals Case No 19-5125 on April 26, 2019. At this time, the case has not been scheduled for oral argument. As a result of the litigation, the U.S. Department of Labor issued a [statement](#) relating to employers participating in insured Pathway 2 AHPs issued prior to March 28, 2019.

[Laws 2019, Chapter 301 \(SB 1087\): Vehicle Liability Insurance; Minimum Limits](#)

Amends ARS §§ 20-259.01 and 28-4009.

Requires that uninsured or underinsured motorist coverage (UM/UIM) be offered at the time of the application. Specifies the policy declarations page must be sent to the named insured and this now represents the decision of the insured to purchase or decline UM/UIM coverage and the amounts selected and applies to all persons insured under the policy. The insurer does not need to reoffer UM/UIM coverage as a result of a change in the minimum liability limits for bodily injury or death.

Increases the motor vehicle minimum liability coverage limits for a policy that is issued or renewed, beginning July 1, 2020 to:

- \$25,000 for one person sustaining bodily injury or death in an accident;
- \$50,000 for two or more persons sustaining bodily injury or death in an accident; and
- \$15,000 for injury or damage to others’ property in an accident.

[Laws 2019, Chapter 111 \(SB 1089\): Insurance; Telemedicine](#)

*Amends ARS §§ 20-841.09, 20-1057.13, 20-1376.05 and 20-1406.05 to prohibit a hospital, medical service corporation, HCSO, disability insurer, and group and blanket disability insurer from limiting or denying coverage of health care services because it is provided through telemedicine if the same services would be covered when provided in-person. Specifies that these insurers can only apply the same limits and exclusions on a health care service that would be applicable to an in-person consultation for the same service. Subjects services provided through telemedicine or resulting from a telemedicine consultation to all Arizona laws that govern prescribing, dispensing, and administering prescription pharmaceuticals and devices. Amends the definition of telemedicine to include asynchronous store-and-forward technologies and remote patient monitoring technologies. **Effective from and after December 31, 2020.***

[Laws 2019, Chapter 108 \(SB 1105\): Direct Primary Care Agreements](#)

Amends ARS §§ 20-103, repeals 20-123, repeals Title 44, chapter 11, article 25, and creates 44-1799.91 through 1799.96. Specifies that direct primary care agreements as defined in section 44-1799.91 are not insurance, and title 20 does not apply to those agreements. A new Article 25 is created in Title 44 and govern direct primary care agreements.

Laws 2019, Chapter 8 (SB 1109): Short-Term Limited Duration Insurance; Notice

Amends ARS §§ 20-1379 and creates 20-1384 prescribing a notice that is required to be displayed on the fact page of all short-term limited duration insurance (STLDI) policies or certificates issued, delivered or renewed in Arizona and on any application materials provided in connection with STLDI enrollment. Insurers are required to provide notice to the insured before expiration that the policy needs to be renewed or is expiring. Extends the maximum length of an initial STLDI contract term from 185 days to less than 12 months and allows the policy to be renewed or extended for a total duration of not more than 36 months. Requires that STLDI policies or certificates issued, delivered or renewed to display the notice on the policy's fact page and in any application materials provided in connection with STLDI enrollment. Exempts STLDI from any health coverage mandates in Title 20.

Laws 2019, Chapter 17 (SB 1113): Insurance; Information Practices

Amends ARS § 20-2104 by specifying that an insurance institution or producer is not required to provide a notice of information practices at policy renewals or reinstatements if the insurer provides personal information in accordance with statutes relating to limitations and conditions for disclosing personal information and has not changed the policies and practices relating to disclosing personal information since the customer was last notified.

Laws 2019, Chapter 237 (SB 1182): Fire Insurance; Premium Tax Proceeds

Amends ARS §§ 20-951 and 20-952. Establishes June 15th as the deadline for the Department to certify to the Treasurer the amount of tax on fire premiums paid in the previous year for properties located in Arizona. Changes the deadline from July 1st to July 31 for the state treasurer to distribute the fire insurance premium tax to the incorporated cities and towns and legally organized fire districts.

Laws 2019, Chapter 18 (SB 1212): Prepaid Legal Insurance Contracts; Definition

Amends ARS § 20-1097 by adding a definition of *administrative fee* as a fixed amount paid by a corporation on a periodic basis to a contracted attorney for the contracted attorney's overhead and administrative costs. It excludes the payment of an administrative fee only from consideration as a specific legal service. Amends the definition of prepaid legal insurance contract to mean a contractual obligation to *pay or reimburse* for specific legal services rendered.

Laws 2019, Chapter 252 (SB 1469): Agency Consolidation; Department of Insurance

Amends multiple statutes within Title 5, 6, 10, 11, 13, 14, 20, 23, 25, 28, 32, 35, 38, 41, 44, 46, and 48. Contains a delayed effective date of July 1, 2020.

Effective July 1, 2020, renames Department of Insurance as the Department of Insurance and Financial Institutions (DIFI) and consolidates the current Department of Financial Institutions with DIFI as the Financial Institutions Division. The Arizona Auto Theft Authority (AATA) will also be consolidated within DIFI. DIFI will succeed to the authority, powers, duties and

responsibilities of the DFI and the AATA. The consolidation does not alter the effect of any actions that were taken by the DFI and the AATA before July 1, 2020.

Stipulates that on July 1, 2020 all administrative matters whether completed, pending or in process of the DFI and the AATA are transferred to and retain the same status with the DFI; all certificates and other indicia of qualification and authority that were issued by the DFI and the AATA retain their validity as provided by law; and all DFI and the AATA equipment, records and other property including appropriated monies that are unexpended and unencumbered are transferred to the DFI.

Requires Legislative Council to prepare proposed legislation to conform statute to the provisions of this Act for consideration in the Fifty-Fifth Legislature, First Regular Session (2020).

Laws 2019, Chapter 223 (SB 1534): Annuity Disclosure; Rules

Requires the Department to adopt rules relating to the National Association of Insurance Commissioners' annuity disclosure model regulation and illustration requirements for immediate and deferred income annuities by August 27, 2020.

FY 2019 REGULATORY BULLETINS

Throughout the year, the Director issues regulatory bulletins to explain the ADOI's interpretation and application of insurance-related laws or rules, and to provide information regarding regulatory compliance issues or the insurance markets.

The following bulletins were issued between July 1, 2018 and August 28, 2019. Each bulletin is accessible from the ADOI website at <https://insurance.az.gov/regulatory-bulletins>.

Number	Subject	Date
2019-02	2019 Arizona Insurance Laws	8/28/2019
2019-01	Use of Credits and Premium Rebates in the Health Insurance Market	2/7/2019
2018-02	2018 Arizona Insurance Laws	8/2/2018

FISCAL REPORTS

The Department of Insurance is responsible for administering the following funds:

- **General Fund:** Revenues from insurance premium taxes, fees, assessments, civil penalties, and other sources, summarized on the following page, pay for state government programs and services. The Department's General Fund appropriation, shown in the Operating Expenses exhibit, pays the Department's general operating costs.
- **Grant Fund:** During the past several years, the US Department of Health and Human Services Department awarded grants to the Department to establish systems to qualify health plans for the federal health insurance (healthcare.gov) exchange, to improve transparency and public input concerning health insurance rate increases, and to implement other provisions of the Affordable Care Act.
- **Insurance Examiners' Revolving Fund:** This fund recoups expenses associated with examining the affairs, transactions, accounts, records and assets of insurers and other regulated entities. A.R.S. § 20-159(B).
- **Assessments Fund for Voluntary Plans:** The director may assess insurers authorized to write liability insurance to pay the costs of creating a voluntary plan that provides a mechanism for covering risks for which insurance is otherwise not readily available, and that encourages use of the voluntary insurance market as a condition of placing coverage through the plan. A.R.S. § 20-2201(D). *NOTE: Laws 2018, Ch. 279 (SB 1524), § 41 provides that in Fiscal Years 2019 and 2020, the Department of Insurance may use monies in this fund to pay for the cost of administering the out-of-network claim dispute resolution process prescribed by ARS Title 20, Chapter 20, Article 2.*
- **The Guaranty Funds.** Receipts from the estates of insolvent insurers, from assessments levied against solvent insurers, and from investment income, pay appropriate policyholder claims of insolvent insurers in accordance with and as limited by Arizona law. A.R.S. §§ 20-661, *et seq.*, and A.R.S. §§ 20-681, *et seq.* *NOTE: The Superior Court of Arizona determined that the monies held by the Guaranty Funds are not public state funds subject to legislative appropriation, but are instead, private funds held in a custodial capacity for particular purposes by the Guaranty Funds (CV2009-091989: Arizona Property and Casualty Insurance Guaranty Fund and Arizona Life and Disability Insurance Guaranty Fund v. State of Arizona, et al.).*
- **Insurance Department Fingerprint Fund:** Fees collected from license applicants required to submit fingerprint cards are passed through to Department of Public Safety to pay for state and federal criminal background checks. A.R.S. §§ 20-142(E) and 41-1750(G). Because passed-through funds are not operating expenses, they are omitted from the Operating Expenses exhibit in this report.
- **Captive Insurance Regulatory and Supervision Fund:** License and renewal fees pay the costs of administering the Department's captive insurance program and for reasonable expenses incurred in promoting Arizona's captive insurance industry. A.R.S. § 20-1098.18.
- **Receivership Liquidation Fund:** Funds obtained through court orders from the estates of insurers in receivership pay the common administrative costs of the receiverships overseen by the Department. A.R.S. § 20-648.

- **Health Care Appeals Fund:** Fees levied on health care insurers pay the costs of implementing and maintaining the external independent review process. A.R.S. §§ 20-2540 and 20-2541. An appealing member's health care insurer pay for independent review organizations to review health care appeals involving issues of medical necessity. A.R.S. § 20-2540(B).
- **Financial Surveillance Fund:** Assessments on specified Arizona-domiciled insurers pay the costs of employing financial analysts who conduct financial surveillance of domestic insurers. A.R.S. § 20-156(F) and (G).

GENERAL FUND REVENUES

INSURANCE PREMIUM TAX RECEIPTS	FY 2019	FY 2018	FY 2017	FY 2016
FIRE	\$ 21,319,108	\$ 20,177,154	\$ 19,317,481	\$ 19,350,771
VEHICLE	25,540,326	23,255,665	21,009,348	19,302,642
SURPLUS LINES & INDUSTRIAL	16,667,251	15,003,604	13,861,516	11,909,539
RETALIATORY	10,296,511	8,350,661	9,194,515	6,863,039
AHCCCS MEDICAID CONTRACTORS ¹	225,530,152	212,871,787	211,068,792	191,554,325
ALL OTHER RISKS	294,037,081	270,105,371	268,937,635	280,801,885
TOTAL INSURANCE PREMIUM TAX RECEIPTS (see chart, below)	\$ 593,390,429	\$ 549,764,242	\$ 543,389,287	\$ 529,782,201
LESS DISBURSEMENTS TO OTHER FUNDS				
FIRE DISTRICTS FOR PENSION FUNDS ²	(18,195,409)	(17,165,571)	(16,419,859)	(16,777,097)
PUBLIC SAFETY RETIREMENT SYSTEM ³	(25,562,011)	(23,233,981)	(21,009,348)	(19,312,244)
INSURANCE PREMIUM TAXES DEPOSITED TO GENERAL FUND⁴	\$ 549,633,009	\$ 509,364,690	\$ 505,960,080	\$ 493,692,860
OTHER GENERAL FUND REVENUES	FY 2019	FY 2018	FY 2017	FY 2016
PRODUCER LICENSE FEES ⁴	\$ 10,788,678	\$ 10,242,925	\$ 9,354,017	\$ 8,984,132
INSURER CERTIFICATE OF AUTHORITY FEES	472,610	477,750	502,995	513,585
OTHER LICENSING AND REGISTRATION FEES	135,413	127,075	123,080	140,450
INSURER FILING FEES	515,930	512,755	502,225	513,427
FINES AND PENALTIES	350,284	779,144	1,226,157	734,217
PUBLICATIONS, PHOTOCOPIES, MISC.	55,782	62,813	45,902	164,008
FRAUD UNIT ASSESSMENTS	1,831,200	1,806,900	1,646,625	1,637,650
SUBTOTAL: OTHER GENERAL FUND REVENUES	\$14,149,897	\$14,009,362	\$13,401,001	\$12,687,469
TOTAL GENERAL FUND REVENUES	\$563,782,906	\$523,352,368	\$519,361,081	\$506,380,329

¹Per A.R.S. §§ 36-2905 and 36-2944.01 as added by Laws 2003, Ch. 136.

²Per A.R.S. §§ 20-224(C), 9-951 and 9-952.

³Per A.R.S. § 20-224.01.

⁴Net of web portal credit card transaction fees and processing fees.

Figures in blue are corrections from the previous report.

OPERATING EXPENDITURES

GENERAL FUND SOURCES	FY 2019	FY 2018	FY 2017	FY 2016
GENERAL FUND	\$ 5,108,792	\$ 5,472,758	\$ 5,052,185	\$ 5,075,602
NON-GENERAL FUND SOURCES	FY 2019	FY 2018	FY 2017	FY 2016
FEDERAL GRANT: AFFORDABLE CARE ACT HEALTH INSURANCE PREMIUM REVIEW - CYCLE IV	\$215,454	\$149,432	\$208,549	\$90,533
INTERAGENCY SERVICE AGREEMENTS FUND - ARIZONA AUTOMOBILE THEFT AUTHORITY PUBLIC AWARENESS GRANT (ARS § 41-3451)	-	411	3,308	564
INSURANCE EXAMINERS' REVOLVING FUND [ARS § 20-159] ¹	2,281,450	2,406,426	3,608,815	4,347,560
ASSESSMENTS FUND FOR VOLUNTARY PLANS [ARS § 20-2201(E)] ¹	91,726	-	-	72,489
ARIZONA PROPERTY AND CASUALTY INSURANCE GUARANTY FUND [ARS § 20-661 <i>et seq.</i>] ²	12,069,740	12,620,757	12,133,240	12,911,495
ARIZONA LIFE AND DISABILITY INSURANCE GUARANTY FUND [ARS § 20-681 <i>et seq.</i>] ²	12,946,454	15,754,341	3,346,188	1,105,105
CAPTIVE INSURANCE REGULATORY AND SUPERVISION FUND [ARS § 20-1098.18] ¹	318,821	257,937	269,648	210,226
RECEIVERSHIP LIQUIDATION FUND [ARS § 20-648]	119,867	93,092	34,257	24,964
HEALTH CARE APPEALS FUND [ARS § 20-2540] ¹	266,903	253,854	335,016	262,748
FINANCIAL SURVEILLANCE FUND [ARS § 20-156(F)] ¹	528,636	478,772	398,432	263,365
TOTAL NON-GENERAL FUND SOURCES	\$ 28,839,051	\$ 32,015,022	\$ 20,337,453	\$ 19,289,049
TOTAL OPERATING EXPENDITURES, ALL FUNDING SOURCES	\$ 33,947,843	\$ 37,487,780	\$ 25,389,638	\$ 24,364,651

¹Excludes legislated transfers to the State General Fund.

²Includes expenditures for administration and for claim payments and related expenses.

DIRECTOR'S OFFICE SALARIES

The following are the names and salaries of each employee of the office of director as of June 30, 2019. A.R.S. § 20-154(A)(4).

Incumbent	Position	Annual Salary
Keith A. Schraad	Director and Interim Financial Institutions Superintendent	\$155,000
Scott B. Greenberg	Deputy Director and Interim Deputy Financial Institutions Superintendent	125,000
Michael G. Surguine	Guaranty Fund Executive Director	99,472
Liane C. Kido	Deputy Receiver	87,500
Catherine M. O'Neil	Executive Assistant to the Director	89,900
Mary M. Kosinski	Executive Assistant to the Director	89,900
Steven P. Fromholtz	Assistant Director, Consumer Protection Division	85,000
Kurt A. Regner	Assistant Director, Financial Affairs Division	99,500
Paul W. Hill	Assistant Director, Investigations Division	85,000
Erin H. Klug	Assistant Director, Market Oversight Division	99,500
Susana D. Lesmeister	Health Care Appeals Supervisor	71,000

INSURANCE PROFESSIONALS LICENSED IN ARIZONA

SUMMARY OF INSURANCE PROFESSIONALS

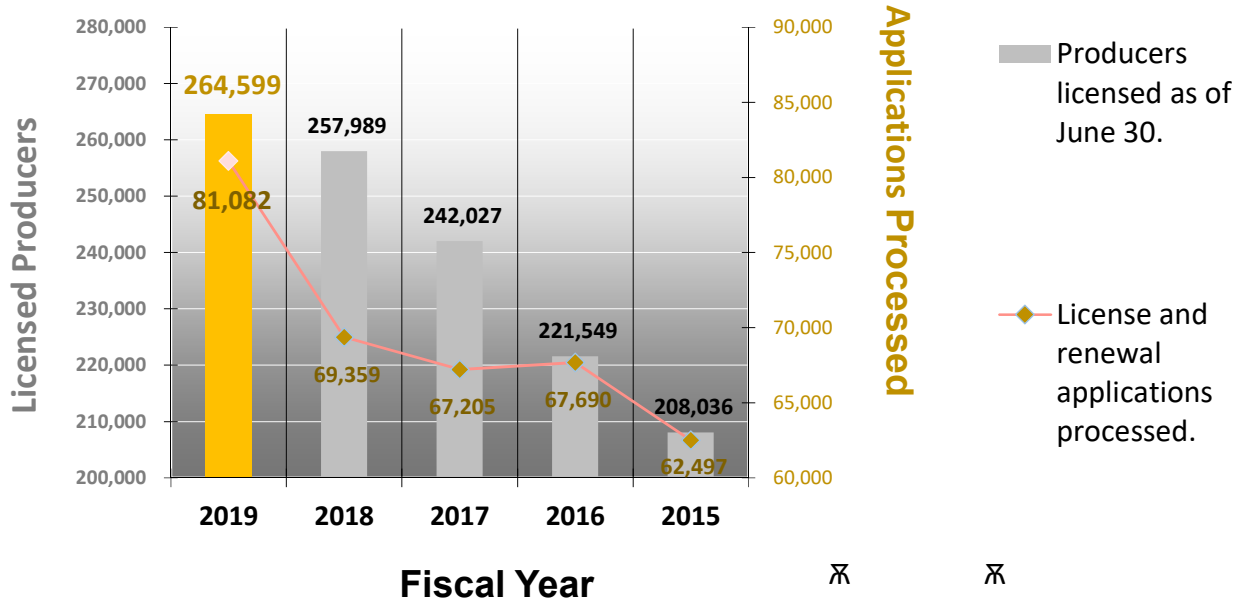
As of December 31, 2018

TYPE OF PROFESSIONAL	RESIDENT			NON-RESIDENT		
	6/30/2019	12/31/2018	12/31/2017	6/30/2019	12/31/2018	12/31/2017
INSURANCE PRODUCER*						
Property	19,681	19,495	19,941	64,677	62,705	58,199
Casualty	19,690	19,504	19,949	64,928	62,955	58,452
Personal Lines	6,997	6,694	6,263	23,878	21,621	19,344
Crop	28	26	8	146	122	101
Life	36,585	36,169	35,627	106,274	102,903	96,417
Accident and Health or Sickness	32,098	31,757	31,278	104,571	101,875	94,722
Variable Contracts	10,390	10,276	10,215	45,833	44,859	43,858
Credit	959	969	941	241	241	249
Travel Agent	30	29	21	61	51	50
Title	82	75	71	134	125	105
Other (Non-resident Reciprocity)	2	0	0	88	96	91
INSURANCE BROKER						
Surplus Lines Broker	309	296	281	2,974	2,855	2,669
Mexican Insurance Surplus Lines Broker	22	20	18	27	24	18
INSURANCE CLAIMS AND ADMINISTRATION PROFESSIONALS						
Insurance Adjuster	2,167	2,163	2,170	14,730	14,196	12,488
Portable Electronics Adjuster	4	4	0	146	112	107
Service Company	34	24	23	67	168	155
Third Party (Life/Health) Administrator	21	21	22	292	281	286
Utilization Review Agent**	3	3	4	19	18	22
INSURANCE RATEMAKING PROFESSIONALS						
Rating Organization	0	0	0	3	2	2
Rate Service Organization	0	0	0	11	9	9
Advisory Organization	0	0	0	13	11	11
OTHER INSURANCE PROFESSIONALS						
Life Settlement Broker	39	44	35	95	94	85
Bail Bond Agent	165	178	197	1	1	1
Certified Application Counselor	327	364	565	4	4	4
Navigator	100	122	193	0	0	2
Portable Electronics Vendor	4	5	6	39	56	31
Rental Car Agent	73	60	40	20	20	16
Risk Management Consultant	16	13	15	-	0	0
Self-service Storage Agent	72	70	73	41	38	40
Reinsurance Intermediary	0	0	0	0	0	0

*Indicates the number authorized for each line of authority. An insurance producer may hold more than one line of authority on a license.

** Excludes licensing-exempt nationally accredited utilization review agents.

INSURANCE PRODUCER LICENSING



⌘ Excludes service companies, third-party administrators, utilization review agents, ratemaking professionals and reinsurance intermediaries.

INSURERS AUTHORIZED IN ARIZONA

COMPANY NAME ABBREVIATIONS	STATUS
ASSOC = Association	AC = Active
CO = Company	CO = Conservatorship
CORP = Corporation	RH = Rehabilitation
INC = Incorporated/Inc.	SP = Supervision
INS = Insurance	SU = Suspended
RRG = Risk Retention Group	
LTD = Limited	
BUSINESS TYPE	
CA = Captive, Agency	
CP = Captive, Pure	
CI = Casualty Insurer	
DI = Disability Insurer	
SD = Domestic Surplus Lines Insurer	
FB = Fraternal Benefit Society	
HC = Health Care Services Organization	
LD = Life and Disability Insurer	
LI = Life Insurer	
LR = Life and Disability Reinsurer	
MG = Mortgage Guaranty Insurer	
PD = Prepaid Dental Plan Organization	
PL = Prepaid Legal Insurer	
PC = Property and Casualty Insurer	
PI = Property Insurer	
RG = Risk Retention Group	
SC = Service Corporation (Hospital/Medical/Dental/Optometric)	
TI = Title Insurer	
UR = Unaffiliated Credit Life and Disability Reinsurer	
NOTES	
<ul style="list-style-type: none"> • Captive insurer financial information has been withheld pursuant to ARS § 20-1098.23 • Lifecare providers are no longer included in this report. • Additional information about insurers is available from the Department's website at https://insurance.az.gov/license-search 	

INSURERS AUTHORIZED IN ARIZONA: SYNOPSIS OF 2018 ANNUAL STATEMENTS

SYNOPSIS OF 2018 ANNUAL STATEMENTS

Financial Information by Domicile and Business Type (\$000 omitted)

BUSINESS TYPE	# OF INSURERS	ASSETS	LIABILITIES	CAPITAL & SURPLUS	ARIZONA PREMIUMS	% of AZ PREMIUMS
DOMESTIC COMPANIES						
Life & Health						15.3%
Disability Insurer (DI)*	7	454,392	120,204	236,861	93,278	
Life and Disability Insurer (LD)*	25	188,827,562	177,832,981	10,953,949	276,363	
Health Care Services Organization (HC)	15	1,309,676	469,992	442,259	2,456,295	
Service Corporation (Hospital/ Medical/Dental/Optometric) (SC)	3	2,498,860	778,141	1,559,374	2,310,846	
Prepaid Dental Plan Organization (PD)	6	21,354	5,792	15,361	39,805	
Property & Casualty						2.4%
Casualty Insurer (CI)	5	1,263,469	456,061	807,408	98,661	
Property and Casualty Insurer (PC)	31	6,169,529	3,383,950	2,785,576	706,940	
Domestic Surplus Lines Insurer (SD)	3	971,234	667,458	303,776	15,498	
Risk Retention Group (RG)	10	330,940	216,892	114,048	6,387	
Other Business Types						0.0%
Mortgage Guaranty Insurer (MG)	2	946,886	2,066,374	-1,119,487	1,872	
Title Insurer (TI)	1	3085	56	3029	10	
TOTAL FOR DOMESTIC COMPANIES	108	202,796,987	185,997,901	16,102,154	6,005,956	17.7%

BUSINESS TYPE	# OF INSURERS	ASSETS	LIABILITIES	CAPITAL & SURPLUS	ARIZONA PREMIUMS	% of AZ PREMIUMS
FOREIGN AND ALIEN COMPANIES						
Life & Health						50.2%
Disability Insurer (DI)*	23	42,101,494	17,514,334	21,450,201	172,615	
Life Insurer (LI)*	28	258,475,029	233,131,399	25,343,632	338,746	
Life and Disability Insurer (LD)*	420	6,202,046,849	5,797,309,003	404,332,499	13,710,026	
Fraternal Benefit Society: (FB)	31	161,837,747	115,787,588	16,004,748	162,630	
Health Care Services Organization (HC)	12	8,355,438	4,076,672	3,992,187	2,616,352	
Property & Casualty						30.2%
Casualty Insurer (CI)	104	47,331,563	23,379,898	23,951,671	141,946	
Property Insurer (PI)	9	1,825,929	1,474,160	351,769	15,584	
Property and Casualty Insurer (PC)	815	1,731,909,329	998,119,082	733,668,627	10,039,051	
Risk Retention Group (RG)	93	4,942,649	2,642,037	2,300,620	36,993	
Other Business Types						1.9%
Mortgage Guaranty Insurer (MG)	19	20,971,280	14,691,069	6,280,214	162,638	
Prepaid Legal Insurer (PL)	3	117,477	27,504	89,972	13,513	
Title Insurer (TI)	26	9,713,162	5,188,290	452,474	478,384	
TOTAL FOR FOREIGN AND ALIEN COMPANIES	1,583	8,489,627,946	7,213,341,037	1,238,218,614	27,888,478	82.3%
TOTAL - ALL COMPANIES	1,691	8,692,424,933	7,399,338,938	1,254,320,768	33,894,434	100.0%

INSURERS AUTHORIZED IN ARIZONA: SYNOPSIS OF 2018 ANNUAL STATEMENTS

Total Arizona Premiums (\$000 Omitted)

BUSINESS CATEGORY/CALENDAR YEAR	2018	2017	2016	2015	2014
<i>Life & Health*</i>	22,176,955	20,068,843	20,149,161	20,197,371	19,055,201
<i>Change from prior year</i>	10.5%	-0.4%	-0.2%	6.0%	14.0%
<i>Property & Casualty</i>	11,061,061	10,393,118	9,731,394	9,174,608	8,178,595
<i>Change from prior year</i>	6.4%	6.8%	6.1%	12.2%	-1.1%
<i>Other Business Types</i>	656,417	612,145	547,642	488,642	417,951
<i>Change from prior year</i>	7.2%	11.8%	12.1%	16.9%	-11.1%
TOTAL	33,894,434	31,074,106	30,428,197	29,860,621	27,651,747
<i>Change from prior year</i>	9.1%	2.1%	1.9%	8.0%	8.6%

*Excludes deposit-type funds and premiums from exempt insurers; includes annuities and other considerations

DIRECT-WRITING INSURERS AUTHORIZED IN ARIZONA

As of December 31, 2018 (\$000 omitted)

NAIC #	GROUP #	NAME	DOMICILE STATE	BUSINESS TYPE	STATUS	ASSETS	LIABILITIES	CAPITAL & SURPLUS	ARIZONA PREMIUMS
25232	69	21ST CENTURY ADVANTAGE INSURANCE COMPANY	MN	PC	AC	31,034	1,037	29,997	(1)
34789	69	21ST CENTURY CENTENNIAL INSURANCE COMPANY	PA	PC	AC	612,752	316	612,436	0
43974	69	21ST CENTURY INDEMNITY INSURANCE COMPANY	PA	PC	AC	70,865	0	70,865	0
32220	69	21ST CENTURY NORTH AMERICA INSURANCE COMPANY	NY	PC	AC	605,555	23,395	582,160	0
22225	69	21ST CENTURY PREFERRED INSURANCE COMPANY	PA	PC	AC	43,098	49	43,050	0
20796	69	21ST CENTURY PREMIER INSURANCE COMPANY	PA	PC	AC	295,104	52	295,051	2
80985	23	4 EVER LIFE INSURANCE COMPANY	IL	LD	AC	181,986	100,574	81,412	947
77879		5 STAR LIFE INSURANCE COMPANY	NE	LD	AC	302,153	274,096	28,056	2,301
15742		7710 INSURANCE COMPANY	SC	CI	AC	15,820	9,800	6,020	2,445
71854	4853	AAA LIFE INSURANCE COMPANY	MI	LD	AC	678,164	505,707	172,457	13,598
71471	4824	ABILITY INSURANCE COMPANY	NE	LD	AC	740,476	717,223	23,253	1,763
22896		ACA FINANCIAL GUARANTY CORPORATION	MD	CI	AC	231,006	175,254	55,751	0
12934		ACADEMIC MEDICAL PROFESSIONALS INSURANCE RRG, LLC	VT	RG	AC	4,926	2,278	2,648	3
31325	98	ACADIA INSURANCE COMPANY	IA	PC	AC	161,819	107,845	53,974	11,011
10807		ACCC INSURANCE COMPANY	TX	PC	AC	262,494	205,349	57,145	10,326
63444	1	ACCENDO INSURANCE COMPANY	UT	LD	AC	59,663	32,357	27,306	0
12304	572	ACCIDENT FUND GENERAL INSURANCE COMPANY	MI	PC	AC	250,959	142,745	108,214	429
10166	572	ACCIDENT FUND INSURANCE COMPANY OF AMERICA	MI	PC	AC	3,779,474	2,842,224	937,250	2,058
12305	572	ACCIDENT FUND NATIONAL INSURANCE COMPANY	MI	PC	AC	186,690	103,471	83,219	248
11573		ACCIDENT INSURANCE COMPANY, INC.	NM	PC	AC	75,502	57,590	17,912	409

For more information about insurance companies, visit the Department's website at <https://insurance.az.gov/license-search>

DIRECT-WRITING INSURERS AUTHORIZED IN ARIZONA as of December 31, 2018 (\$000 omitted)

NAIC #	GROUP #	NAME	DOMICILE STATE	BUSINESS TYPE	STATUS	ASSETS	LIABILITIES	CAPITAL & SURPLUS	ARIZONA PREMIUMS
62200	3891	ACCORDIA LIFE AND ANNUITY COMPANY	IA	LD	AC	9,098,672	8,333,055	765,617	14,971
26379	4234	ACCREDITED SURETY AND CASUALTY COMPANY, INC.	FL	PC	AC	199,185	132,349	66,836	47
22667	626	ACE AMERICAN INSURANCE COMPANY	PA	PC	AC	25,135,881	19,706,440	5,429,441	73,913
20702	626	ACE FIRE UNDERWRITERS INSURANCE COMPANY	PA	PC	AC	99,201	19,060	80,141	907
60348	626	ACE LIFE INSURANCE COMPANY	CT	LD	AC	54,849	47,345	7,503	0
20699	626	ACE PROPERTY AND CASUALTY INSURANCE COMPANY	PA	PC	AC	11,390,139	8,487,775	2,902,363	8,237
19984	594	ACIG INSURANCE COMPANY	IL	PC	AC	524,483	375,614	148,869	409
22950		ACSTAR INSURANCE COMPANY	IL	PC	AC	50,609	27,829	22,781	1
14184		ACUITY, A MUTUAL INSURANCE COMPANY	WI	PC	AC	4,088,425	2,219,154	1,869,271	60,714
33987	4726	ADM INSURANCE COMPANY	AZ	PC	AC	22,217	(1,205)	23,421	0
44318	98	ADMIRAL INDEMNITY COMPANY	DE	PC	AC	63,714	20,091	43,623	0
12166		ADVANCED PROVIDERS INSURANCE RISK RETENTION GROUP, INC.	AZ	RG	AC	1,512	61	1,451	0
40517	1147	ADVANTAGE WORKERS COMPENSATION INSURANCE COMPANY	UT	CI	AC	513,083	292,823	220,260	6,247
33898	313	AEGIS SECURITY INSURANCE COMPANY	PA	PC	AC	175,562	112,894	62,668	1,089
78700	1	AETNA HEALTH AND LIFE INSURANCE COMPANY	CT	LD	AC	185,176	78,636	106,541	2,137
95109	1	AETNA HEALTH INC.	PA	HC	AC	1,089,784	574,786	489,511	100,980
72052	1	AETNA HEALTH INSURANCE COMPANY	PA	LD	AC	27,979	8,739	14,326	203
36153	1	AETNA INSURANCE COMPANY OF CONNECTICUT	CT	PC	AC	16,597	318	16,279	0
60054	1	AETNA LIFE INSURANCE COMPANY	CT	LD	AC	20,230,650	16,533,501	3,697,148	477,883
10014	65	AFFILIATED FM INSURANCE COMPANY	RI	PC	AC	3,520,740	1,854,008	1,666,732	8,487
13677		AFFILIATES INSURANCE RECIPROCAL, A RISK RETENTION GROUP	VT	RG	AC	7,045	1,490	5,555	18
22837	761	AGCS MARINE INSURANCE COMPANY	IL	PC	AC	336,125	172,641	163,484	5,525

For more information about insurance companies, visit the Department's website at <https://insurance.az.gov/license-search>

DIRECT-WRITING INSURERS AUTHORIZED IN ARIZONA as of December 31, 2018 (\$000 omitted)

NAIC #	GROUP #	NAME	DOMICILE STATE	BUSINESS TYPE	STATUS	ASSETS	LIABILITIES	CAPITAL & SURPLUS	ARIZONA PREMIUMS
12522	4915	AGENTS NATIONAL TITLE INSURANCE COMPANY	MO	TI	AC	13,470	8,264	520	0
42757	626	AGRI GENERAL INSURANCE COMPANY	IA	PC	AC	111,526	799	110,727	17,126
40258	12	AIG ASSURANCE COMPANY	IL	PC	AC	36,042	929	35,113	277
19402	12	AIG PROPERTY CASUALTY COMPANY	PA	PC	AC	273,317	29,687	243,630	11,797
19399	12	AIU INSURANCE COMPANY	NY	PC	AC	80,046	5,797	74,249	2
10957	479	ALAMANCE INSURANCE COMPANY	IL	PC	AC	467,162	107,347	359,815	0
38733		ALASKA NATIONAL INSURANCE COMPANY	AK	PC	AC	1,031,711	530,328	501,383	733
24899	4734	ALEA NORTH AMERICA INSURANCE COMPANY	NY	PC	AC	162,444	112,097	50,347	0
20222	36	ALL AMERICA INSURANCE COMPANY	OH	PC	AC	312,194	152,393	159,801	1,639
82406	707	ALL SAVERS INSURANCE COMPANY	IN	LD	AC	733,387	153,678	579,710	6,368
13285	225	ALLEGHENY CASUALTY	NJ	CI	AC	34,219	10,568	23,652	647
11965		ALLEGIANT INSURANCE COMPANY, INC. RISK RETENTION GROUP	HI	RG	AC	33,490	19,470	14,020	2,534
10023		ALLIANCE OF NONPROFITS FOR INSURANCE, RISK RETENTION GR	VT	RG	AC	115,660	76,806	38,854	8
12309		ALLIANT NATIONAL TITLE INSURANCE COMPANY, INC.	CO	TI	AC	33,315	25,147	816	13,153
35300	761	ALLIANZ GLOBAL RISKS US INSURANCE COMPANY	IL	PC	AC	7,970,851	6,041,823	1,929,028	14,171
90611	761	ALLIANZ LIFE INSURANCE COMPANY OF NORTH AMERICA	MN	LD	AC	142,036,406	135,460,894	6,575,512	270,102
21911	761	ALLIANZ REINSURANCE AMERICA, INC.	CA	PC	AC	3,407,104	2,785,730	621,374	0
11242	2698	ALLIED EASTERN INDEMNITY COMPANY	PA	CI	AC	101,549	82,309	19,240	0
13024		ALLIED GUARANTY INSURANCE COMPANY, A RISK RETENTION GROUP	NV	RG	AC	13,347	9,130	4,216	10
10127	140	ALLIED INSURANCE COMPANY OF AMERICA	OH	PC	AC	93,330	78,744	14,587	4,815
11710		ALLIED PROFESSIONALS INSURANCE COMPANY, RRG	AZ	RG	AC	49,177	27,715	21,462	338

For more information about insurance companies, visit the Department's website at <https://insurance.az.gov/license-search>

DIRECT-WRITING INSURERS AUTHORIZED IN ARIZONA as of December 31, 2018 (\$000 omitted)

NAIC #	GROUP #	NAME	DOMICILE STATE	BUSINESS TYPE	STATUS	ASSETS	LIABILITIES	CAPITAL & SURPLUS	ARIZONA PREMIUMS
42579	140	ALLIED PROPERTY AND CASUALTY INSURANCE COMPANY	IA	PC	AC	396,076	336,508	59,569	6,628
22730	158	ALLIED WORLD INSURANCE COMPANY	NH	PC	AC	1,917,181	1,065,818	851,363	3,112
10690	158	ALLIED WORLD NATIONAL ASSURANCE COMPANY	NH	PC	AC	440,917	292,117	148,800	7,885
16624	158	ALLIED WORLD SPECIALTY INSURANCE COMPANY	DE	PC	AC	900,158	558,646	341,512	3,997
10212	88	ALLMERICA FINANCIAL ALLIANCE INSURANCE COMPANY	NH	CI	AC	19,526	27	19,499	93
41840	88	ALLMERICA FINANCIAL BENEFIT INSURANCE	MI	PC	AC	50,361	19	50,342	6,195
70866	8	ALLSTATE ASSURANCE COMPANY	IL	LI	AC	693,289	552,312	140,977	4,823
29688	8	ALLSTATE FIRE AND CASUALTY INSURANCE COMPANY	IL	PC	AC	249,317	9,467	239,849	295,887
19240	8	ALLSTATE INDEMNITY COMPANY	IL	PC	AC	119,319	16,062	103,257	56,687
19232	8	ALLSTATE INSURANCE COMPANY	IL	PC	AC	49,167,388	32,303,291	16,864,097	45,805
60186	8	ALLSTATE LIFE INSURANCE COMPANY	IL	LD	AC	30,130,108	26,658,932	3,471,176	8,585
36455	8	ALLSTATE NORTHBROOK INDEMNITY COMPANY	IL	PC	AC	55,778	472	55,306	1
17230	8	ALLSTATE PROPERTY AND CASUALTY INSURANCE COMPANY	IL	PC	AC	218,768	17,380	201,388	56,106
37907	8	ALLSTATE VEHICLE AND PROPERTY INSURANCE COMPANY	IL	PC	AC	59,436	11,639	47,797	59,871
95366	2479	ALPHA DENTAL OF ARIZONA, INC.	AZ	PD	AC	2,443	1,068	1,367	3,709
38156	215	ALPHA PROPERTY & CASUALTY INSURANCE COMPANY	WI	PC	AC	31,458	17,620	13,838	8,989
32450		ALPS PROPERTY & CASUALTY INSURANCE COMPANY	MT	CI	AC	126,799	85,158	41,641	131
21296	785	ALTERRA AMERICA INSURANCE COMPANY	DE	PC	AC	21,211	11,053	10,158	0
13293		AMALGAMATED CASUALTY INSURANCE COMPANY	DC	PC	AC	55,646	19,431	36,215	0
60216		AMALGAMATED LIFE INSURANCE COMPANY	NY	LD	AC	146,540	79,775	66,765	399
18708	1248	AMBAC ASSURANCE	WI	CI	AC	3,027,384	1,875,038	1,152,346	32
19100	140	AMCO INSURANCE COMPANY	IA	PC	AC	868,319	666,963	201,356	22,360

For more information about insurance companies, visit the Department's website at <https://insurance.az.gov/license-search>

DIRECT-WRITING INSURERS AUTHORIZED IN ARIZONA as of December 31, 2018 (\$000 omitted)

NAIC #	GROUP #	NAME	DOMICILE STATE	BUSINESS TYPE	STATUS	ASSETS	LIABILITIES	CAPITAL & SURPLUS	ARIZONA PREMIUMS
10730		AMERICAN ACCESS CASUALTY COMPANY	IL	PC	AC	488,736	419,844	68,892	21,334
12548	3219	AMERICAN AGRI-	TX	PI	AC	680,223	647,074	33,149	383
10103		AMERICAN AGRICULTURAL INSURANCE COMPANY	IN	PC	AC	1,350,355	770,103	580,252	0
19720	361	AMERICAN ALTERNATIVE INSURANCE CORPORATION	DE	PC	AC	630,405	416,063	214,342	18,025
10232		AMERICAN ASSOCIATION OF ORTHODONTISTS INS. CO. (A RRG)	AZ	RG	AC	48,037	31,885	16,152	375
21849	761	AMERICAN AUTOMOBILE INSURANCE COMPANY	MO	PC	AC	140,631	60,774	79,857	2,118
10111	19	AMERICAN BANKERS INSURANCE COMPANY OF FLORIDA	FL	PC	AC	2,386,604	1,749,454	637,150	34,396
60275	19	AMERICAN BANKERS LIFE ASSURANCE COMPANY OF FLORIDA	FL	LD	AC	338,433	290,533	47,899	458
66001	3436	AMERICAN BENEFIT LIFE INSURANCE COMPANY	OK	LD	AC	186,957	162,254	24,703	1
40789	150	AMERICAN BUSINESS & MERCANTILE INSURANCE MUTUAL, INC.	DE	PC	AC	68,261	31,701	36,560	22
20427	218	AMERICAN CASUALTY COMPANY OF READING, PENNSYLVANIA	PA	PC	AC	132,096	11	132,085	10,873
19941	411	AMERICAN COMMERCE INSURANCE COMPANY	OH	PC	AC	375,318	268,316	107,002	1,810
45934	175	AMERICAN COMPENSATION INSURANCE COMPANY	MN	CI	AC	77,025	21,533	55,492	302
12321	1	AMERICAN CONTINENTAL INSURANCE COMPANY	TN	LD	AC	285,792	167,493	118,299	35,953
10216	3098	AMERICAN CONTRACTORS INDEMNITY COMPANY	CA	CI	AC	367,896	241,437	126,459	1,601
12300	594	AMERICAN CONTRACTORS INS. CO., RISK RETENTION GROUP	TX	RG	AC	31,981	21,314	10,667	4,591
19690	111	AMERICAN ECONOMY INSURANCE COMPANY	IN	PC	AC	70,152	822	69,330	146
37990	84	AMERICAN EMPIRE INSURANCE COMPANY	OH	PC	AC	22,407	1,058	21,349	0

For more information about insurance companies, visit the Department's website at <https://insurance.az.gov/license-search>

DIRECT-WRITING INSURERS AUTHORIZED IN ARIZONA as of December 31, 2018 (\$000 omitted)

NAIC #	GROUP #	NAME	DOMICILE STATE	BUSINESS TYPE	STATUS	ASSETS	LIABILITIES	CAPITAL & SURPLUS	ARIZONA PREMIUMS
43117	3548	AMERICAN EQUITY INSURANCE COMPANY	AZ	PC	AC	97,965	40	97,925	0
92738	2658	AMERICAN EQUITY INVESTMENT LIFE INSURANCE COMPANY	IA	LI	AC	53,705,158	50,453,277	3,251,880	126,850
23337	383	AMERICAN EUROPEAN INSURANCE COMPANY	NH	PC	AC	139,123	85,942	53,181	63
10903		AMERICAN EXCESS INSURANCE EXCHANGE	VT	RG	AC	260,767	135,272	125,494	0
23450	361	AMERICAN FAMILY HOME INSURANCE COMPANY	FL	PC	AC	374,141	226,495	147,646	1,777
10386	473	AMERICAN FAMILY INSURANCE COMPANY	WI	PC	AC	56,441	31,128	25,313	161,389
60380	370	AMERICAN FAMILY LIFE ASSURANCE COMPANY OF COLUMBUS	NE	LD	AC	14,043,135	11,443,496	2,599,640	72,740
60399	473	AMERICAN FAMILY LIFE INSURANCE COMPANY	WI	LD	AC	5,274,056	4,627,202	646,854	25,338
19275	473	AMERICAN FAMILY MUTUAL INSURANCE COMPANY, S.I.	WI	PC	AC	17,182,309	10,846,778	6,335,531	236,940
60410	330	AMERICAN FIDELITY ASSURANCE COMPANY	OK	LD	AC	6,101,209	5,595,984	505,225	8,000
60429	4877	AMERICAN FIDELITY LIFE INSURANCE COMPANY	FL	LD	AC	401,311	332,751	68,560	148
69337		AMERICAN FINANCIAL SECURITY LIFE INSURANCE COMPANY	MO	LD	AC	16,172	8,016	8,156	482
24066	111	AMERICAN FIRE AND CASUALTY COMPANY	NH	PC	AC	42,420	1,121	41,299	3,067
60488	12	AMERICAN GENERAL LIFE INSURANCE COMPANY	TX	LD	AC	176,784,737	170,434,483	6,350,254	725,583
26247	212	AMERICAN GUARANTEE AND LIABILITY INSURANCE COMPANY	NY	PC	AC	259,287	73,730	185,557	9,916
51411	150	AMERICAN GUARANTY TITLE INSURANCE COMPANY	OK	TI	AC	37,239	7,870	2,937	1,735
43494	3478	AMERICAN HALLMARK INSURANCE COMPANY OF TEXAS	TX	PC	AC	408,343	269,484	138,859	29,436
60518	4734	AMERICAN HEALTH AND LIFE INSURANCE COMPANY	TX	LD	AC	1,038,099	909,560	128,540	3,446
60534	8	AMERICAN HERITAGE LIFE INSURANCE COMPANY	FL	LD	AC	2,003,066	1,679,197	323,869	13,579

For more information about insurance companies, visit the Department's website at <https://insurance.az.gov/license-search>

DIRECT-WRITING INSURERS AUTHORIZED IN ARIZONA as of December 31, 2018 (\$000 omitted)

NAIC #	GROUP #	NAME	DOMICILE STATE	BUSINESS TYPE	STATUS	ASSETS	LIABILITIES	CAPITAL & SURPLUS	ARIZONA PREMIUMS
19380	12	AMERICAN HOME ASSURANCE COMPANY	NY	PC	AC	24,665,924	18,744,384	5,921,540	2,903
60542		AMERICAN HOME LIFE INSURANCE COMPANY	KS	LD	AC	264,376	242,537	21,839	459
60577	290	AMERICAN INCOME LIFE INSURANCE COMPANY	IN	LD	AC	4,156,790	3,813,820	342,970	14,524
21857	761	AMERICAN INSURANCE COMPANY, THE	OH	PC	AC	144,170	75,805	68,365	3,398
31895	680	AMERICAN INTERSTATE INSURANCE COMPANY	NE	PC	AC	1,224,750	841,175	383,575	142
89427		AMERICAN LABOR LIFE INSURANCE COMPANY	AZ	LD	AC	10,270	2,112	8,158	13
12200	4886	AMERICAN LIBERTY INSURANCE COMPANY, INC.	UT	CI	AC	18,863	14,191	4,672	9,853
67253		AMERICAN LIFE & SECURITY CORP.	NE	LD	AC	22,262	1,284	20,979	168
81213	4926	AMERICAN MATURITY LIFE INSURANCE COMPANY	CT	LD	AC	61,610	12,696	48,914	0
67989	19	AMERICAN MEMORIAL LIFE INSURANCE COMPANY	SD	LD	AC	3,339,117	3,191,768	147,350	13,311
16810	660	AMERICAN MERCURY INSURANCE COMPANY	OK	PC	AC	386,343	218,582	167,760	87
26140	4912	AMERICAN MILLENNIUM INSURANCE COMPANY	NJ	PC	AC	33,806	24,476	9,330	0
23469	361	AMERICAN MODERN HOME INSURANCE COMPANY	OH	PC	AC	977,414	616,988	360,426	7,356
42722	361	AMERICAN MODERN PROPERTY AND CASUALTY INSURANCE COMPANY	OH	PC	AC	72,396	40,097	32,299	8,356
38652	361	AMERICAN MODERN SELECT INSURANCE COMPANY	OH	PC	AC	188,875	130,229	58,646	10,423
39942	408	AMERICAN NATIONAL GENERAL INSURANCE COMPANY	MO	PC	AC	114,999	52,463	62,536	277
60739	408	AMERICAN NATIONAL INSURANCE COMPANY	TX	LD	AC	20,467,545	17,304,738	3,162,807	55,174
71773	408	AMERICAN NATIONAL LIFE INSURANCE COMPANY OF TEXAS	TX	LD	AC	127,657	94,683	32,974	6,647
28401	408	AMERICAN NATIONAL PROPERTY AND CASUALTY COMPANY	MO	PC	AC	1,464,139	824,644	639,495	26,822
12190		AMERICAN PET INSURANCE COMPANY	NY	PI	AC	108,700	52,457	56,243	2,952

For more information about insurance companies, visit the Department's website at <https://insurance.az.gov/license-search>

DIRECT-WRITING INSURERS AUTHORIZED IN ARIZONA as of December 31, 2018 (\$000 omitted)

NAIC #	GROUP #	NAME	DOMICILE STATE	BUSINESS TYPE	STATUS	ASSETS	LIABILITIES	CAPITAL & SURPLUS	ARIZONA PREMIUMS
60801	330	AMERICAN PUBLIC LIFE INSURANCE COMPANY	OK	LD	AC	100,821	65,626	35,195	999
19615	920	AMERICAN RELIABLE INSURANCE COMPANY	AZ	PC	AC	273,099	199,155	73,943	7,918
67679	3527	AMERICAN REPUBLIC CORP INSURANCE COMPANY	IA	LD	AC	21,847	14,158	7,689	1,481
60836	3527	AMERICAN REPUBLIC INSURANCE COMPANY	IA	LD	AC	1,057,032	575,208	481,824	6,553
88366	901	AMERICAN RETIREMENT LIFE INSURANCE COMPANY	OH	LD	AC	123,934	60,859	63,074	5,716
19631		AMERICAN ROAD INSURANCE COMPANY, THE	MI	PC	AC	794,020	470,238	323,781	1,255
91910		AMERICAN SAVINGS LIFE INSURANCE COMPANY	AZ	LD	AC	61,423	45,557	15,866	1,207
42978	19	AMERICAN SECURITY INSURANCE COMPANY	DE	PC	AC	1,430,858	896,042	534,816	3,614
19992	228	AMERICAN SELECT INSURANCE COMPANY	OH	PC	AC	266,173	146,669	119,504	981
17965	313	AMERICAN SENTINEL INSURANCE COMPANY	PA	PC	AC	28,650	16,218	12,432	623
41998	361	AMERICAN SOUTHERN HOME INSURANCE COMPANY	FL	PC	AC	124,275	81,188	43,087	445
10235	587	AMERICAN SOUTHERN INSURANCE COMPANY	KS	PC	AC	115,941	72,475	43,466	50
84697	3502	AMERICAN SPECIALTY HEALTH INSURANCE COMPANY	IN	LD	AC	9,635	1,198	8,437	0
19283	473	AMERICAN STANDARD INSURANCE COMPANY OF WISCONSIN	WI	PC	AC	442,796	91,677	351,118	4,191
19704	111	AMERICAN STATES INSURANCE COMPANY	IN	PC	AC	144,681	9,488	135,193	54
19712	111	AMERICAN STATES INSURANCE COMPANY OF TEXAS	TX	PC	AC	12,792	206	12,585	0
37214	111	AMERICAN STATES PREFERRED INSURANCE COMPANY	IN	PC	AC	23,779	1,196	22,584	0
10872	155	AMERICAN STRATEGIC INSURANCE CORP.	FL	PC	AC	1,577,046	940,920	636,126	28,866
19623	732	AMERICAN SUMMIT INSURANCE COMPANY	TX	PC	AC	35,066	17,158	17,907	16,278
31380		AMERICAN SURETY COMPANY	IN	CI	AC	12,385	2,333	10,053	41
16384		AMERICAN TRANSPORTATION GROUP INSURANCE RISK RETENTION GROUP, INC.	NC	RG	AC	12,611	8,934	3,677	16

For more information about insurance companies, visit the Department's website at <https://insurance.az.gov/license-search>

DIRECT-WRITING INSURERS AUTHORIZED IN ARIZONA as of December 31, 2018 (\$000 omitted)

NAIC #	GROUP #	NAME	DOMICILE STATE	BUSINESS TYPE	STATUS	ASSETS	LIABILITIES	CAPITAL & SURPLUS	ARIZONA PREMIUMS
11534		AMERICAN TRUCKING AND TRANSPORTATION INS. CO., A RRG	MT	RG	AC	37,663	30,416	7,247	0
60895	619	AMERICAN UNITED LIFE INSURANCE COMPANY	IN	LD	AC	27,997,639	26,945,076	1,052,563	47,690
40142	212	AMERICAN ZURICH INSURANCE COMPANY	IL	PC	AC	307,664	65,968	241,697	14,935
68594	315	AMERICAN-AMICABLE LIFE INSURANCE COMPANY OF TEXAS	TX	LD	AC	313,099	249,954	63,146	2,424
61999	449	AMERICO FINANCIAL LIFE AND ANNUITY INSURANCE COMPANY	TX	LD	AC	4,570,254	4,103,270	466,984	19,558
14078	671	AMERIGROUP INSURANCE COMPANY	TX	DI	AC	272,268	121,312	146,308	10
10767	671	AMERIGROUP OHIO, INC.	OH	HC	AC	12,127	617	11,511	0
95314	671	AMERIGROUP TEXAS, INC.	TX	HC	AC	987,435	502,277	443,828	0
12504	4	AMERIPRISE INSURANCE COMPANY	WI	PC	AC	50,955	1,621	49,334	0
19488	124	AMERISURE INSURANCE COMPANY	MI	PC	AC	929,585	686,321	243,264	11,675
23396	124	AMERISURE MUTUAL INSURANCE COMPANY	MI	PC	AC	2,439,254	1,455,113	984,141	17,477
11050	124	AMERISURE PARTNERS INSURANCE COMPANY	MI	PC	AC	97,423	73,704	23,718	1,181
61301	943	AMERITAS LIFE INSURANCE CORP.	NE	LD	AC	21,734,848	20,224,223	1,510,626	68,423
27928		AMEX ASSURANCE COMPANY	IL	PC	AC	237,793	45,602	192,191	3,133
60250	4719	AMFIRST INSURANCE COMPANY	OK	LD	AC	67,709	11,575	55,922	56
42390	31	AMGUARD INSURANCE COMPANY	PA	PC	AC	1,067,021	879,585	187,435	15,260
72222	28	AMICA LIFE INSURANCE COMPANY	RI	LI	AC	1,322,423	994,162	328,262	1,170
19976	28	AMICA MUTUAL INSURANCE COMPANY	RI	PC	AC	5,429,814	2,871,538	2,558,276	33,108
12287	28	AMICA PROPERTY AND CASUALTY INSURANCE COMPANY	RI	PC	AC	110,605	29,752	80,854	515
11974		AMROCK TITLE INSURANCE COMPANY	TX	TI	AC	36,375	3,386	3,298	4,278
15590	123	AMSHIELD INSURANCE COMPANY	MO	PC	AC	7,397	1,123	6,273	1,043
15954	2538	AMTRUST INSURANCE COMPANY OF KANSAS, INC.	KS	PC	AC	108,834	42,184	66,651	10,202
51578	2538	AMTRUST TITLE INSURANCE COMPANY	NY	TI	AC	23,757	3,563	2,019	0

For more information about insurance companies, visit the Department's website at <https://insurance.az.gov/license-search>

DIRECT-WRITING INSURERS AUTHORIZED IN ARIZONA as of December 31, 2018 (\$000 omitted)

NAIC #	GROUP #	NAME	DOMICILE STATE	BUSINESS TYPE	STATUS	ASSETS	LIABILITIES	CAPITAL & SURPLUS	ARIZONA PREMIUMS
40010	4256	ANCHOR GENERAL INSURANCE COMPANY	CA	PC	AC	80,649	58,669	21,980	3,243
11853	4907	ANCHOR SPECIALTY INSURANCE COMPANY	TX	PC	AC	17,196	7,194	10,002	10
93661	84	ANNUITY INVESTORS LIFE INSURANCE COMPANY	OH	LD	AC	3,133,029	2,820,355	312,674	1,630
28207	671	ANTHEM INSURANCE COMPANIES, INC.	IN	PC	AC	3,602,549	2,300,636	1,180,301	0
61069	671	ANTHEM LIFE INSURANCE COMPANY	IN	LD	AC	732,294	583,345	148,949	390
15597		A-ONE COMMERCIAL INSURANCE RISK RETENTION GROUP, INC.	TN	RG	AC	28,491	24,058	4,433	166
11598		APPLIED MEDICO-LEGAL SOLUTIONS RRG, INC.	AZ	RG	AC	154,383	110,260	44,123	1,946
34738		ARAG INSURANCE COMPANY	IA	PL	AC	92,320	24,116	68,204	1,094
12151	119	ARCADIAN HEALTH PLAN, INC.	WA	HC	AC	853,631	322,775	511,484	0
30830	1279	ARCH INDEMNITY INSURANCE COMPANY	MO	PC	AC	123,241	87,835	35,406	0
11150	1279	ARCH INSURANCE COMPANY	MO	PC	AC	3,712,838	2,800,146	912,692	20,903
29114	1279	ARCH MORTGAGE ASSURANCE COMPANY	WI	MG	AC	6,291	407	5,884	0
18732	1279	ARCH MORTGAGE GUARANTY COMPANY	WI	MG	AC	49,899	2,202	47,697	29
40266	1279	ARCH MORTGAGE INSURANCE COMPANY	WI	MG	AC	1,997,502	1,688,653	308,849	16,969
10348	1279	ARCH REINSURANCE COMPANY	DE	PC	AC	1,787,288	554,818	1,232,469	0
13694	1279	ARCH STRUCTURED MORTGAGE INSURANCE COMPANY	NC	MG	AC	8,218	20	8,199	0
44148		ARCHITECTS & ENGINEERS INSURANCE COMPANY, INC., A RRG	DE	RG	AC	20,840	10,389	10,452	0
13177	574	ARCOA RISK RETENTION GROUP, INC.	NV	RG	AC	22,900	13,510	9,390	301
19860	457	ARGONAUT GREAT CENTRAL INSURANCE COMPANY	IL	PC	AC	46,274	18,391	27,883	246
19801	457	ARGONAUT INSURANCE COMPANY	IL	PC	AC	1,917,141	1,021,464	895,678	7,829
19828	457	ARGONAUT-MIDWEST INSURANCE COMPANY	IL	PC	AC	22,886	4,812	18,074	554
19844	457	ARGONAUT-SOUTHWEST INSURANCE COMPANY	IL	PC	AC	18,989	97	18,892	0

For more information about insurance companies, visit the Department's website at <https://insurance.az.gov/license-search>

DIRECT-WRITING INSURERS AUTHORIZED IN ARIZONA as of December 31, 2018 (\$000 omitted)

NAIC #	GROUP #	NAME	DOMICILE STATE	BUSINESS TYPE	STATUS	ASSETS	LIABILITIES	CAPITAL & SURPLUS	ARIZONA PREMIUMS
13580		ARISE BOILER INSPECTION AND INSURANCE COMPANY RRG	KY	RG	AC	4,798	1,192	3,606	7
11805	309	ARIZONA AUTOMOBILE INSURANCE COMPANY	AZ	PC	AC	42,499	32,988	9,510	47,867
53597	3658	ARIZONA DENTAL INSURANCE SERVICE, INC.	AZ	SC	AC	96,546	14,712	52,535	87,697
38490	800	ARIZONA HOME INSURANCE COMPANY	AZ	PC	AC	29,898	9,960	19,939	9,224
41459		ARMED FORCES INSURANCE EXCHANGE	KS	PC	AC	131,053	72,385	58,668	1,258
24678	553	ARROWOOD INDEMNITY COMPANY	DE	PC	AC	1,077,107	903,953	173,154	8
23752	4908	ASCOT INSURANCE COMPANY	CO	PC	AC	104,549	2,005	102,544	0
40398	4943	ASHMERE INSURANCE COMPANY	FL	PC	AC	9,565	6,215	3,350	0
43460	4734	ASPEN AMERICAN INSURANCE COMPANY	TX	PC	AC	1,041,337	496,025	545,312	10,979
21865	761	ASSOCIATED INDEMNITY CORPORATION	CA	PC	AC	103,174	11,302	91,872	545
14425		ASSOCIATION OF CERTIFIED MORTGAGE ORIGINATORS RRG, INC.	NV	RG	AC	1,979	746	1,233	0
11558	4909	ASSURANCEAMERICA INSURANCE COMPANY	NE	PC	AC	96,682	71,764	24,918	6,687
30180	194	ASSURED GUARANTY CORP.	MD	CI	AC	3,081,481	1,288,521	1,792,960	0
18287	194	ASSURED GUARANTY MUNICIPAL CORP.	NY	CI	AC	5,512,471	2,978,979	2,533,492	229
56499		ASSURED LIFE ASSOCIATION	CO	FB	AC	58,611	45,047	13,336	1,382
71439	4862	ASSURITY LIFE INSURANCE COMPANY	NE	LD	AC	2,626,828	2,289,281	337,548	3,534
29033	3299	ATAIN INSURANCE COMPANY	TX	PC	AC	84,467	32,992	51,475	21
61492	4734	ATHENE ANNUITY & LIFE ASSURANCE COMPANY	DE	LD	AC	21,930,113	20,386,053	1,544,060	1,573
68039	4734	ATHENE ANNUITY & LIFE ASSURANCE COMPANY OF NEW YORK	NY	LD	AC	3,148,068	2,865,973	282,094	171
61689	4734	ATHENE ANNUITY AND LIFE COMPANY	IA	LD	AC	57,996,952	56,762,788	1,234,163	308,461
61115	4824	ATLANTIC COAST LIFE INSURANCE COMPANY	SC	LI	AC	531,889	503,160	28,729	3,263
27154	4904	ATLANTIC SPECIALTY INSURANCE COMPANY	NY	PC	AC	2,401,978	1,782,783	619,195	22,180

For more information about insurance companies, visit the Department's website at <https://insurance.az.gov/license-search>

DIRECT-WRITING INSURERS AUTHORIZED IN ARIZONA as of December 31, 2018 (\$000 omitted)

NAIC #	GROUP #	NAME	DOMICILE STATE	BUSINESS TYPE	STATUS	ASSETS	LIABILITIES	CAPITAL & SURPLUS	ARIZONA PREMIUMS
25422		ATRADIUS TRADE CREDIT INSURANCE, INC.	MD	CI	AC	127,808	51,730	76,078	444
51560		ATTORNEYS TITLE GUARANTY FUND, INC.	CO	TI	AC	5,728	2,208	351	0
61182	4639	AURORA NATIONAL LIFE ASSURANCE COMPANY	CA	LD	AC	3,067,159	2,919,946	147,213	365
13412	311	AUSTIN MUTUAL INSURANCE COMPANY	MN	PC	AC	67,249	13,055	54,195	3,806
84522	55	AUTO CLUB LIFE INSURANCE COMPANY	MI	LD	AC	836,506	745,602	90,904	127
19062	3548	AUTOMOBILE INSURANCE COMPANY OF HARTFORD, CT, THE	CT	PC	AC	1,047,629	743,251	304,378	9,764
18988	280	AUTO-OWNERS INSURANCE COMPANY	MI	PC	AC	15,962,587	4,944,988	11,017,599	70,376
61190	280	AUTO-OWNERS LIFE INSURANCE COMPANY	MI	LD	AC	3,997,128	3,507,723	489,406	2,328
12508	280	AUTO-OWNERS SPECIALTY INSURANCE COMPANY	DE	PC	AC	28,957	107	28,850	0
10367	3098	AVEMCO INSURANCE COMPANY	MD	PC	AC	88,446	29,607	58,839	441
11163	429	AVESIS INSURANCE INCORPORATED	AZ	DI	AC	12,669	5,040	7,411	9,770
29530	361	AXA ART INSURANCE CORPORATION	NY	PC	AC	12,358	176	12,182	0
68365	968	AXA CORPORATE SOLUTIONS LIFE REINSURANCE COMPANY	DE	LI	AC	264,638	101,209	163,430	0
62880	968	AXA EQUITABLE LIFE AND ANNUITY COMPANY	CO	LI	AC	480,728	461,467	19,262	82
62944	968	AXA EQUITABLE LIFE INSURANCE COMPANY	NY	LD	AC	190,005,188	182,430,086	7,575,102	204,332
33022	968	AXA INSURANCE COMPANY	NY	PC	AC	251,752	110,553	141,199	2,635
37273	3416	AXIS INSURANCE COMPANY	IL	PC	AC	1,802,769	1,243,777	558,992	15,947
20370	3416	AXIS REINSURANCE COMPANY	NY	PC	AC	3,852,211	2,885,165	967,046	250
15610	3416	AXIS SPECIALTY INSURANCE COMPANY	CT	DI	AC	414,181	271,373	142,808	0
13420		BADGER MUTUAL INSURANCE COMPANY	WI	PC	AC	185,379	115,346	70,033	10,156
24813	1281	BALBOA INSURANCE COMPANY	CA	PC	AC	55,591	2,577	53,014	(2)
61212		BALTIMORE LIFE INSURANCE COMPANY, THE	MD	LD	AC	1,296,486	1,212,312	84,174	1,452

For more information about insurance companies, visit the Department's website at <https://insurance.az.gov/license-search>

DIRECT-WRITING INSURERS AUTHORIZED IN ARIZONA as of December 31, 2018 (\$000 omitted)

NAIC #	GROUP #	NAME	DOMICILE STATE	BUSINESS TYPE	STATUS	ASSETS	LIABILITIES	CAPITAL & SURPLUS	ARIZONA PREMIUMS
71919	587	BANKERS FIDELITY ASSURANCE COMPANY	GA	LD	AC	11,157	2,147	9,010	41
61239	587	BANKERS FIDELITY LIFE INSURANCE COMPANY	GA	LD	AC	152,452	118,238	34,214	7,602
33162	689	BANKERS INSURANCE COMPANY	FL	PC	AC	139,541	66,509	73,032	525
61263	233	BANKERS LIFE AND CASUALTY COMPANY	IL	LD	AC	15,514,556	14,404,313	1,110,243	23,373
81043	4827	BANKERS LIFE INSURANCE COMPANY	NC	LD	AC	397,403	364,824	32,579	2,377
71013	1295	BANKERS RESERVE LIFE INSURANCE COMPANY OF WISCONSIN	WI	LD	AC	454,172	205,525	230,802	0
18279	626	BANKERS STANDARD INSURANCE COMPANY	PA	PC	AC	392,566	192,742	199,823	21,241
16058	1	BANNER HEALTH AND AETNA HEALTH INSURANCE COMPANY	AZ	DI	AC	219,601	68,838	60,520	79,109
16059	1	BANNER HEALTH AND AETNA HEALTH PLAN INC.	AZ	HC	AC	34,196	15,360	10,498	16,427
94250	872	BANNER LIFE INSURANCE COMPANY	MD	LD	AC	4,385,538	3,649,686	735,852	28,515
57223		BAPTIST LIFE ASSOCIATION	NY	FB	AC	28,972	27,254	1,564	23
29513	1228	BAR PLAN MUTUAL INSURANCE COMPANY, THE	MO	CI	AC	39,984	24,316	15,668	0
15582		BAY INSURANCE RISK RETENTION GROUP, INC.	SC	RG	AC	1,346	285	1,061	0
38245	23	BCS INSURANCE COMPANY	OH	PC	AC	336,649	194,735	141,914	5,299
37540	4942	BEAZLEY INSURANCE COMPANY, INC.	CT	PC	AC	597,225	424,312	172,913	6,533
21970	4829	BEDIVERE INSURANCE COMPANY	PA	PC	AC	220,354	120,647	99,707	42
41394	4886	BENCHMARK INSURANCE COMPANY	KS	PC	AC	425,965	313,213	112,752	18,497
61395	615	BENEFICIAL LIFE INSURANCE COMPANY	UT	LD	AC	2,132,394	1,947,498	184,896	3,325
15911	98	BERKLEY CASUALTY COMPANY	IA	PC	AC	40,725	13,960	26,765	3,346
32603	98	BERKLEY INSURANCE COMPANY	DE	PC	AC	18,700,265	13,112,336	5,587,929	8,849
64890	98	BERKLEY LIFE AND HEALTH INSURANCE COMPANY	IA	LD	AC	324,157	157,546	166,611	10,597
38911	98	BERKLEY NATIONAL INSURANCE COMPANY	IA	PC	AC	158,074	105,097	52,977	2,150
29580	98	BERKLEY REGIONAL INSURANCE COMPANY	IA	PC	AC	811,656	53,713	757,943	778

For more information about insurance companies, visit the Department's website at <https://insurance.az.gov/license-search>

DIRECT-WRITING INSURERS AUTHORIZED IN ARIZONA as of December 31, 2018 (\$000 omitted)

NAIC #	GROUP #	NAME	DOMICILE STATE	BUSINESS TYPE	STATUS	ASSETS	LIABILITIES	CAPITAL & SURPLUS	ARIZONA PREMIUMS
13070	31	BERKSHIRE HATHAWAY ASSURANCE CORPORATION	NY	CI	AC	2,214,681	305,910	1,908,771	0
10391	31	BERKSHIRE HATHAWAY DIRECT INSURANCE COMPANY	NE	PC	AC	145,583	14,629	130,954	339
20044	31	BERKSHIRE HATHAWAY HOMESTATE INSURANCE COMPANY	NE	PC	AC	2,879,947	1,384,638	1,495,309	9,015
62345	31	BERKSHIRE HATHAWAY LIFE INSURANCE COMPANY OF NEBRASKA	NE	LI	AC	18,411,682	12,997,512	5,414,170	400
22276	31	BERKSHIRE HATHAWAY SPECIALTY INSURANCE COMPANY	NE	PC	AC	4,755,964	1,275,567	3,480,397	12,815
71714	429	BERKSHIRE LIFE INSURANCE COMPANY OF AMERICA	MA	LD	AC	3,927,638	3,734,980	192,658	13,366
90638		BEST LIFE AND HEALTH INSURANCE COMPANY	TX	LD	AC	23,570	5,802	17,768	341
20095	150	BITCO GENERAL INSURANCE CORPORATION	IL	PC	AC	974,286	707,600	266,686	3,919
20109	150	BITCO NATIONAL INSURANCE COMPANY	IL	PC	AC	361,762	219,445	142,317	609
26611	12	BLACKBOARD INSURANCE COMPANY	DE	PC	AC	67,245	26,944	40,300	160
12311	175	BLOOMINGTON COMPENSATION INSURANCE COMPANY	MN	CI	AC	15,823	1,571	14,252	364
53589		BLUE CROSS AND BLUE SHIELD OF ARIZONA, INC.	AZ	SC	AC	2,400,183	763,353	1,504,794	2,211,959
22250	4826	BLUESHORE INSURANCE COMPANY	TX	PC	AC	76,423	54,559	21,865	2,461
27081	3219	BOND SAFEGUARD INSURANCE COMPANY	SD	CI	AC	90,027	48,476	41,551	(37)
13010	689	BONDED BUILDERS INSURANCE COMPANY, A RRG	NV	RG	AC	3,795	1,580	2,214	1
30279	4381	BOSTON INDEMNITY COMPANY, INC.	SD	CI	AC	28,825	3,180	25,646	1
61476	581	BOSTON MUTUAL LIFE INSURANCE COMPANY	MA	LD	AC	1,465,056	1,245,973	219,084	606
16310	1295	BRIDGEWAY HEALTH SOLUTIONS OF ARIZONA, INC.	AZ	HC	AC	17,845	7,386	9,740	13,807
16122	4887	BRIGHT HEALTH COMPANY OF ARIZONA	AZ	HC	AC	16,955	6,845	10,055	11,557

For more information about insurance companies, visit the Department's website at <https://insurance.az.gov/license-search>

DIRECT-WRITING INSURERS AUTHORIZED IN ARIZONA as of December 31, 2018 (\$000 omitted)

NAIC #	GROUP #	NAME	DOMICILE STATE	BUSINESS TYPE	STATUS	ASSETS	LIABILITIES	CAPITAL & SURPLUS	ARIZONA PREMIUMS
15963	4887	BRIGHT HEALTH INSURANCE COMPANY	CO	DI	AC	62,735	47,008	15,617	0
87726	4932	BRIGHTHOUSE LIFE INSURANCE COMPANY	DE	LD	AC	163,589,475	156,858,648	6,730,827	134,360
19658	69	BRISTOL WEST INSURANCE COMPANY	OH	PC	AC	153,640	108,362	45,278	0
13528		BROTHERHOOD MUTUAL INSURANCE COMPANY	IN	PC	AC	699,714	459,129	240,585	11,365
16713	46	BUCKEYE STATE MUTUAL INSURANCE COMPANY, THE	OH	PC	AC	51,108	32,986	18,122	0
14380		BUILD AMERICA MUTUAL ASSURANCE COMPANY	NY	CI	AC	526,304	112,570	413,734	328
93432	435	C.M. LIFE INSURANCE COMPANY	CT	LD	AC	8,312,670	6,675,353	1,637,317	18,257
13544	802	CALIFORNIA CAPITAL INSURANCE COMPANY	CA	PC	AC	618,252	409,109	209,143	0
27464	33	CALIFORNIA CASUALTY & FIRE INSURANCE COMPANY	CA	PC	AC	66,328	54,709	11,619	0
35955	33	CALIFORNIA CASUALTY GENERAL INSURANCE COMPANY OF OREGON	OR	PC	AC	108,947	95,246	13,700	8,999
20117	33	CALIFORNIA CASUALTY INDEMNITY EXCHANGE	CA	PC	AC	539,142	347,518	191,624	2,821
20125	33	CALIFORNIA CASUALTY INSURANCE COMPANY	OR	PC	AC	79,045	37,202	41,844	1
38865	31	CALIFORNIA INSURANCE COMPANY	CA	PC	AC	1,094,728	536,238	558,491	6,165
12180		CALIFORNIA MEDICAL GROUP INSURANCE COMPANY RRG	AZ	RG	AC	17,609	13,095	4,514	0
36340		CAMICO MUTUAL INSURANCE COMPANY	CA	CI	AC	94,109	51,465	42,644	1,098
12260	88	CAMPMED CASUALTY & INDEMNITY COMPANY, INC.	NH	PC	AC	20,274	22	20,252	0
80659	769	CANADA LIFE ASSURANCE COMPANY, THE	MI	LD	AC	4,538,021	4,350,762	187,259	586
10464	262	CANAL INSURANCE COMPANY	SC	PC	AC	817,825	378,100	439,725	2,836
12217	3658	CANYON INSURANCE SERVICES, INC.	AZ	DI	AC	624	4	620	0
72958		CANYON STATE LIFE INSURANCE COMPANY	AZ	LD	AC	1,646	538	1,107	0
10472	501	CAPITOL INDEMNITY CORPORATION	WI	PC	AC	632,913	364,511	268,403	7,138
61581	3436	CAPITOL LIFE INSURANCE COMPANY, THE	TX	LD	AC	301,618	272,042	29,575	0

For more information about insurance companies, visit the Department's website at <https://insurance.az.gov/license-search>

DIRECT-WRITING INSURERS AUTHORIZED IN ARIZONA as of December 31, 2018 (\$000 omitted)

NAIC #	GROUP #	NAME	DOMICILE STATE	BUSINESS TYPE	STATUS	ASSETS	LIABILITIES	CAPITAL & SURPLUS	ARIZONA PREMIUMS
12567	707	CARE IMPROVEMENT PLUS SOUTH CENTRAL INSURANCE COMPANY	AR	DI	AC	746,813	254,652	473,046	0
11825		CARE RISK RETENTION GROUP, INC.	VT	RG	AC	21,804	17,375	4,429	70
71331	2798	CAREAMERICA LIFE INSURANCE COMPANY	CA	LD	AC	11,251	1,395	9,856	57
13562	671	CAREMORE HEALTH PLAN OF ARIZONA, INC.	AZ	HC	AC	57,089	18,568	36,749	167,201
12373		CARING COMMUNITIES, A RECIPROCAL RISK RETENTION GROUP	DC	RG	AC	97,020	41,533	55,487	1,074
95754	119	CARITEN HEALTH PLAN INC.	TN	HC	AC	467,226	250,995	203,585	0
10510	98	CAROLINA CASUALTY INSURANCE COMPANY	IA	PC	AC	192,862	85,335	107,527	9,028
26697		CASUALTY UNDERWRITERS INSURANCE COMPANY	UT	PC	AC	5,386	919	4,467	0
11255	3569	CATERPILLAR INSURANCE COMPANY	MO	PC	AC	858,206	504,694	353,512	9,867
11997	3569	CATERPILLAR LIFE INSURANCE COMPANY	MO	LD	AC	103,759	64,120	39,639	0
56030		CATHOLIC FINANCIAL LIFE	WI	FB	AC	1,663,914	1,553,959	99,357	690
57347		CATHOLIC LIFE INSURANCE	TX	FB	AC	1,194,401	1,094,169	97,822	4
57487		CATHOLIC ORDER OF FORESTERS	IL	FB	AC	1,203,448	1,119,689	82,358	826
24503	968	CATLIN INDEMNITY COMPANY	DE	PC	AC	101,102	39,595	61,507	91
19518	968	CATLIN INSURANCE COMPANY, INC.	TX	PC	AC	209,726	158,968	50,757	305
20273	4863	CEDAR INSURANCE COMPANY	NY	PC	AC	14,393	450	13,943	0
80799	1295	CELTIC INSURANCE COMPANY	IL	LD	AC	1,934,275	1,459,398	459,159	6
10891		CEM INSURANCE COMPANY	IL	PC	AC	46,690	35,155	11,535	0
11499	690	CENSTAT CASUALTY COMPANY	NE	CI	AC	26,700	7,039	19,661	10
20230	36	CENTRAL MUTUAL INSURANCE COMPANY	OH	PC	AC	1,643,017	834,392	808,624	28,554
61735	526	CENTRAL SECURITY LIFE INSURANCE COMPANY	TX	LD	AC	86,975	81,314	5,661	11
61751	690	CENTRAL STATES HEALTH & LIFE CO. OF OMAHA	NE	LD	AC	383,803	246,691	137,112	99
34274	31	CENTRAL STATES INDEMNITY CO. OF OMAHA	NE	PC	AC	521,054	56,396	464,658	3,816

For more information about insurance companies, visit the Department's website at <https://insurance.az.gov/license-search>

DIRECT-WRITING INSURERS AUTHORIZED IN ARIZONA as of December 31, 2018 (\$000 omitted)

NAIC #	GROUP #	NAME	DOMICILE STATE	BUSINESS TYPE	STATUS	ASSETS	LIABILITIES	CAPITAL & SURPLUS	ARIZONA PREMIUMS
34649	212	CENTRE INSURANCE COMPANY	DE	PC	AC	47,898	27,182	20,716	0
80896	212	CENTRE LIFE INSURANCE COMPANY	MA	DI	AC	1,680,204	1,586,292	93,912	598
42765	471	CENTURION CASUALTY COMPANY	IA	PC	AC	46,061	6	46,055	0
62383	471	CENTURION LIFE INSURANCE COMPANY	IA	LD	AC	515,187	203,880	311,307	0
11976		CENTURION MEDICAL LIABILITY PROTECTIVE RRG, INC.	AZ	RG	AC	19,793	9,303	10,490	1,836
20710	626	CENTURY INDEMNITY COMPANY	PA	PC	AC	505,482	480,483	25,000	0
36951	748	CENTURY SURETY COMPANY	OH	PC	AC	93,118	2,352	90,766	0
26905	4928	CENTURY-NATIONAL INSURANCE COMPANY	CA	PC	AC	96,975	65,499	31,477	8,068
11445		CGB INSURANCE COMPANY	IN	PC	AC	552,899	367,055	185,844	1,056
95158	119	CHA HMO, INC.	KY	HC	AC	49,356	25,828	16,619	0
25615	3548	CHARTER OAK FIRE INSURANCE COMPANY, THE	CT	PC	AC	942,774	714,042	228,732	20,819
14388		CHEROKEE GUARANTEE COMPANY, INC. A RISK RETENTION GROUP	AZ	RG	AC	24,721	19,398	5,323	231
10642		CHEROKEE INSURANCE COMPANY	MI	PC	AC	551,598	365,250	186,347	212
61832	707	CHESAPEAKE LIFE INSURANCE COMPANY, THE	OK	LD	AC	197,675	76,395	121,280	6,740
22810	761	CHICAGO INSURANCE COMPANY	IL	PC	AC	76,835	10,510	66,325	0
50229	670	CHICAGO TITLE INSURANCE COMPANY	FL	TI	AC	1,728,158	811,948	91,620	53,192
16356	775	CHIRON INSURANCE COMPANY	IA	CI	AC	15,428	131	15,297	0
61859	574	CHRISTIAN FIDELITY LIFE INSURANCE COMPANY	TX	LD	AC	58,171	30,940	27,232	75
12777	626	CHUBB INDEMNITY INSURANCE COMPANY	NY	PC	AC	281,997	105,795	176,202	2,964
10052	626	CHUBB NATIONAL INSURANCE COMPANY	IN	PC	AC	270,623	93,976	176,647	218
10669	344	CHURCH INSURANCE COMPANY	NY	PC	AC	24,338	6,009	18,330	0
61875	344	CHURCH LIFE INSURANCE CORPORATION	NY	LD	AC	301,046	249,433	51,613	602
18767	4851	CHURCH MUTUAL INSURANCE COMPANY	WI	PC	AC	1,831,626	1,211,768	619,857	8,365
71463	612	CICA LIFE INSURANCE COMPANY OF AMERICA	CO	LD	AC	159,404	112,131	47,273	4

For more information about insurance companies, visit the Department's website at <https://insurance.az.gov/license-search>

DIRECT-WRITING INSURERS AUTHORIZED IN ARIZONA as of December 31, 2018 (\$000 omitted)

NAIC #	GROUP #	NAME	DOMICILE STATE	BUSINESS TYPE	STATUS	ASSETS	LIABILITIES	CAPITAL & SURPLUS	ARIZONA PREMIUMS
47013	901	CIGNA DENTAL HEALTH PLAN OF ARIZONA, INC.	AZ	PD	AC	3,829	1,330	2,495	20,566
67369	901	CIGNA HEALTH AND LIFE INSURANCE COMPANY	CT	LD	AC	10,489,167	5,688,031	4,801,136	375,541
95125	901	CIGNA HEALTHCARE OF ARIZONA, INC.	AZ	HC	AC	135,779	56,876	74,258	594,385
61727	901	CIGNA NATIONAL HEALTH INSURANCE COMPANY	OH	LD	AC	15,282	795	14,487	24
22004	79	CIM INSURANCE CORPORATION	MI	PC	AC	17,812	135	17,676	0
20400		CIMARRON INSURANCE COMPANY, INC.	AZ	PC	AC	15,143	2,655	12,488	58
28665	244	CINCINNATI CASUALTY COMPANY, THE	OH	PC	AC	435,523	37,423	398,100	8,009
23280	244	CINCINNATI INDEMNITY COMPANY, THE	OH	PC	AC	135,609	33,491	102,118	12,494
10677	244	CINCINNATI INSURANCE COMPANY, THE	OH	PC	AC	13,147,818	8,228,714	4,919,104	55,687
76236	244	CINCINNATI LIFE INSURANCE COMPANY, THE	OH	LD	AC	4,532,898	4,342,323	190,576	3,043
31534	88	CITIZENS INSURANCE COMPANY OF AMERICA	MI	PC	AC	1,622,184	918,924	703,260	4,986
82082	612	CITIZENS NATIONAL LIFE INSURANCE COMPANY	TX	LD	AC	11,863	10,087	1,775	1
61921		CITIZENS SECURITY LIFE INSURANCE COMPANY	KY	LD	AC	29,341	13,324	16,018	0
41335	785	CITY NATIONAL INSURANCE COMPANY	TX	PC	AC	22,940	9,704	13,236	0
10693	323	CIVIL SERVICE EMPLOYEES INSURANCE COMPANY	CA	PC	AC	250,540	155,884	94,655	17,498
12172		CLAIM PROFESSIONALS LIABILITY INSURANCE COMPANY (A RRG)	VT	RG	AC	4,778	1,824	2,954	32
20532	4725	CLARENDON NATIONAL INSURANCE COMPANY	TX	PC	AC	922,275	699,171	223,105	0
28860	4850	CLEAR BLUE INSURANCE COMPANY	IL	PC	AC	82,408	34,084	48,324	2,428
78301	4794	CLEAR SPRING HEALTH INSURANCE COMPANY	AZ	LD	AC	8,828	1,017	7,810	1
15691	431	CLEAR SPRING LIFE INSURANCE COMPANY	TX	LI	AC	236,385	176,960	59,425	0

For more information about insurance companies, visit the Department's website at <https://insurance.az.gov/license-search>

DIRECT-WRITING INSURERS AUTHORIZED IN ARIZONA as of December 31, 2018 (\$000 omitted)

NAIC #	GROUP #	NAME	DOMICILE STATE	BUSINESS TYPE	STATUS	ASSETS	LIABILITIES	CAPITAL & SURPLUS	ARIZONA PREMIUMS
15563	4794	CLEAR SPRING PROPERTY AND CASUALTY COMPANY	TX	PC	AC	97,505	45,301	52,204	302
33480	98	CLERMONT INSURANCE COMPANY	IA	PC	AC	29,085	5,124	23,962	0
86371	4918	CLOVER INSURANCE COMPANY	NJ	LD	AC	122,917	72,606	35,059	7
16203	4851	CM SELECT INSURANCE COMPANY	WI	PC	AC	20,485	51	20,433	0
62626	306	CMFG LIFE INSURANCE COMPANY	IA	LD	AC	18,292,077	16,037,257	2,254,819	24,499
25089	69	COAST NATIONAL INSURANCE COMPANY	CA	PC	AC	609,363	167,213	442,151	58,053
31887		COFACE NORTH AMERICA INSURANCE COMPANY	MA	CI	AC	148,546	100,490	48,056	726
36552	968	COLISEUM REINSURANCE COMPANY	DE	PC	AC	269,770	79,299	190,471	0
13613		COLLEGE RISK RETENTION GROUP, INC.	VT	RG	AC	30,331	18,930	11,401	0
34347	212	COLONIAL AMERICAN CASUALTY AND SURETY COMPANY	IL	PC	AC	23,861	1,006	22,855	0
62049	565	COLONIAL LIFE & ACCIDENT INSURANCE COMPANY	SC	LD	AC	3,421,890	2,893,892	527,998	24,731
88153	878	COLONIAL LIFE INSURANCE COMPANY OF TEXAS	TX	LD	AC	19,384	5,196	14,188	2
62065	233	COLONIAL PENN LIFE INSURANCE COMPANY	PA	LD	AC	869,945	777,515	92,429	10,160
10758		COLONIAL SURETY COMPANY	PA	PC	AC	68,020	21,777	46,242	340
36927	457	COLONY SPECIALTY INSURANCE COMPANY	OH	PC	AC	66,937	42,881	24,056	223
84786	4827	COLORADO BANKERS LIFE INSURANCE COMPANY	NC	LD	AC	2,677,105	2,482,521	194,584	23,656
41785	111	COLORADO CASUALTY INSURANCE COMPANY	NH	PC	AC	25,699	509	25,191	767
27812	31	COLUMBIA INSURANCE COMPANY	NE	PC	AC	24,010,720	4,788,666	19,222,053	0
40371	807	COLUMBIA MUTUAL INSURANCE COMPANY	MO	PC	AC	377,437	198,286	179,151	0
10803		COLUMBIA NATIONAL RISK RETENTION GROUP, INC.	VT	RG	AC	1,940	731	1,209	28
76023	535	COLUMBIAN LIFE INSURANCE COMPANY	IL	LD	AC	340,685	308,358	32,327	1,728
62103	535	COLUMBIAN MUTUAL LIFE INSURANCE COMPANY	NY	LD	AC	1,454,252	1,358,335	95,917	1,059

For more information about insurance companies, visit the Department's website at <https://insurance.az.gov/license-search>

DIRECT-WRITING INSURERS AUTHORIZED IN ARIZONA as of December 31, 2018 (\$000 omitted)

NAIC #	GROUP #	NAME	DOMICILE STATE	BUSINESS TYPE	STATUS	ASSETS	LIABILITIES	CAPITAL & SURPLUS	ARIZONA PREMIUMS
99937	836	COLUMBUS LIFE INSURANCE COMPANY	OH	LD	AC	4,100,170	3,817,907	282,263	4,795
62146	626	COMBINED INSURANCE COMPANY OF AMERICA	IL	LD	AC	2,364,178	2,189,814	174,364	3,545
19410	12	COMMERCE AND INDUSTRY INSURANCE COMPANY	NY	PC	AC	447,118	25,771	421,347	(1,030)
13161	411	COMMERCE WEST INSURANCE COMPANY	CA	PC	AC	186,858	132,741	54,116	0
10906	225	COMMERCIAL ALLIANCE INSURANCE COMPANY	TX	PC	AC	106,832	63,839	42,992	0
81426	1211	COMMERCIAL TRAVELERS LIFE INSURANCE COMPANY	NY	LD	AC	32,536	18,582	13,955	5
84824	3891	COMMONWEALTH ANNUITY AND LIFE INSURANCE COMPANY	MA	LD	AC	19,255,382	16,467,380	2,788,001	1,344
13930		COMMONWEALTH CASUALTY COMPANY	AZ	PC	AC	30,416	19,881	10,536	29,293
10220	158	COMMONWEALTH INSURANCE COMPANY OF AMERICA	DE	PC	AC	9,174	404	8,770	0
50083	670	COMMONWEALTH LAND TITLE INSURANCE COMPANY	FL	TI	AC	632,820	269,985	36,283	32,048
13893		COMMUNITY BLOOD CENTERS' EXCHANGE RISK RETENTION GROUP	IN	RG	AC	17,727	3,357	14,371	0
77828	661	COMPANION LIFE INSURANCE COMPANY	SC	LD	AC	395,683	167,536	228,147	11,671
92444	661	COMPANION LIFE INSURANCE COMPANY OF CALIFORNIA	CA	LD	AC	26,079	14,804	11,275	0
21989	4883	COMPASS INSURANCE COMPANY	NY	PC	SU	6,791	901	5,890	0
60984	119	COMPBENEFITS INSURANCE COMPANY	TX	LD	AC	30,903	8,279	21,475	1
15238	4933	COMPREHENSIVE MOBILE INSURANCE COMPANY, INC.	AZ	DI	AC	2,677	88	2,381	4,399
12177	572	COMPWEST INSURANCE COMPANY	CA	CI	AC	232,416	89,929	142,487	553
62308	901	CONNECTICUT GENERAL LIFE INSURANCE COMPANY	CT	LD	AC	19,056,658	13,562,175	5,494,483	4,333
32190		CONSTITUTION INSURANCE COMPANY	NY	PC	AC	25,589	599	24,989	0
62359	4736	CONSTITUTION LIFE INSURANCE COMPANY	TX	LD	AC	390,724	351,166	39,558	415

For more information about insurance companies, visit the Department's website at <https://insurance.az.gov/license-search>

DIRECT-WRITING INSURERS AUTHORIZED IN ARIZONA as of December 31, 2018 (\$000 omitted)

NAIC #	GROUP #	NAME	DOMICILE STATE	BUSINESS TYPE	STATUS	ASSETS	LIABILITIES	CAPITAL & SURPLUS	ARIZONA PREMIUMS
10075		CONSUMER SPECIALTIES INSURANCE COMPANY (RISK RETENTION GROUP)	VT	RG	AC	4,001	2,111	1,890	0
10204	291	CONSUMERS INSURANCE USA, INC.	TN	PC	AC	82,547	57,719	24,828	0
71730	370	CONTINENTAL AMERICAN INSURANCE COMPANY	NE	LD	AC	665,078	507,736	157,343	12,255
20443	218	CONTINENTAL CASUALTY COMPANY	IL	PC	AC	42,862,391	32,451,049	10,411,342	93,812
71404		CONTINENTAL GENERAL INSURANCE COMPANY	TX	LD	AC	4,206,872	3,951,364	255,508	2,978
39551		CONTINENTAL HERITAGE INSURANCE COMPANY	FL	CI	AC	32,991	7,300	25,691	0
28258	31	CONTINENTAL INDEMNITY COMPANY	IA	PC	AC	262,146	162,946	99,200	0
35289	218	CONTINENTAL INSURANCE COMPANY, THE	PA	PC	AC	1,793,387	193,325	1,600,063	15,869
68500	1	CONTINENTAL LIFE INSURANCE COMPANY OF BRENTWOOD, TN	TN	LD	AC	366,652	162,608	204,045	2,577
10804	98	CONTINENTAL WESTERN INSURANCE COMPANY	IA	PC	AC	192,906	96,209	96,697	9,124
11798		CONTINUING CARE RISK RETENTION GROUP, INC.	VT	RG	AC	5,893	4,421	1,473	503
37206	783	CONTRACTORS BONDING AND INSURANCE COMPANY	IL	PC	AC	220,198	106,066	114,132	10,332
11603	4721	CONTRACTORS INSURANCE CO. OF NORTH AMERICA, INC., A RRG	HI	RG	AC	34,507	16,264	18,243	534
11860	4902	COPIC INSURANCE COMPANY	CO	CI	AC	554,872	269,659	285,213	34
14906	4902	COPIC, A RISK RETENTION GROUP	DC	RG	AC	1,100	413	688	213
13751	4485	COPPERPOINT AMERICAN INSURANCE COMPANY	AZ	PC	AC	8,455	1,250	7,205	11,311
13210	4485	COPPERPOINT CASUALTY INSURANCE COMPANY	AZ	PC	AC	8,999	2,910	6,088	19,717
13043	4485	COPPERPOINT GENERAL INSURANCE COMPANY	AZ	PC	AC	17,555	6,462	11,093	42,081
13928	4485	COPPERPOINT INDEMNITY INSURANCE COMPANY	AZ	PC	AC	12,580	3,686	8,894	29,795

For more information about insurance companies, visit the Department's website at <https://insurance.az.gov/license-search>

DIRECT-WRITING INSURERS AUTHORIZED IN ARIZONA as of December 31, 2018 (\$000 omitted)

NAIC #	GROUP #	NAME	DOMICILE STATE	BUSINESS TYPE	STATUS	ASSETS	LIABILITIES	CAPITAL & SURPLUS	ARIZONA PREMIUMS
14216	4485	COPPERPOINT INSURANCE COMPANY	AZ	PC	AC	3,680,368	2,180,294	1,500,074	37,754
13929	4485	COPPERPOINT NATIONAL INSURANCE COMPANY	AZ	PC	AC	9,159	2,991	6,167	17,721
12741	4485	COPPERPOINT PREMIER INSURANCE COMPANY	AZ	PC	AC	21,926	686	21,241	7,487
13209	4485	COPPERPOINT WESTERN INSURANCE COMPANY	AZ	PC	AC	9,750	3,105	6,644	27,367
10499	2538	COREPOINTE INSURANCE COMPANY	DE	PC	AC	16,746	2,622	14,124	938
10783		CORNERSTONE NATIONAL INSURANCE COMPANY	MO	PC	AC	22,677	14,508	8,169	0
20982	50	COUNTRY CASUALTY INSURANCE COMPANY	IL	PC	AC	89,745	19,017	70,728	411
94218	50	COUNTRY INVESTORS LIFE ASSURANCE COMPANY	IL	LD	AC	303,604	104,430	199,174	786
62553	50	COUNTRY LIFE INSURANCE COMPANY	IL	LD	AC	9,656,258	8,448,697	1,207,561	14,872
20990	50	COUNTRY MUTUAL INSURANCE COMPANY	IL	PC	AC	5,018,273	2,389,748	2,628,526	26,643
21008	50	COUNTRY PREFERRED INSURANCE COMPANY	IL	PC	AC	281,204	207,178	74,027	25,325
15947		COUNTY HALL INSURANCE COMPANY, INC A RISK RETENTION GRP	NC	RG	AC	67,959	51,308	16,651	49
26492		COURTESY INSURANCE COMPANY	FL	PC	AC	962,162	535,749	426,413	287
81973	1	COVENTRY HEALTH AND LIFE INSURANCE COMPANY	MO	LD	AC	1,252,534	287,260	963,923	0
14160	1154	COVERYS RRG, INC.	DC	RG	AC	40,640	29,723	10,917	0
10164		CPA MUTUAL INS. CO. OF AMERICA RISK RETENTION GROUP	VT	RG	AC	15,159	10,014	5,146	141
18961	140	CRESTBROOK INSURANCE COMPANY	OH	PC	AC	147,977	101,448	46,529	16,283
56634		CROATIAN FRATERNAL UNION OF AMERICA	PA	FB	AC	488,322	437,806	50,515	384
16070	4884	CRONUS INSURANCE COMPANY	TX	PC	AC	33,024	8,387	24,637	0
13720		CROSSFIT RISK RETENTION GROUP, INC.	MT	RG	AC	7,208	5,617	1,591	314
31348	158	CRUM & FORSTER INDEMNITY COMPANY	DE	PC	AC	55,929	35,801	20,127	1,024
14010		CRUSADER INSURANCE COMPANY	CA	PC	AC	108,671	58,523	50,148	61
11681	1278	CSAA AFFINITY INSURANCE COMPANY	AZ	PC	AC	223,621	74,276	149,345	15,147

For more information about insurance companies, visit the Department's website at <https://insurance.az.gov/license-search>

DIRECT-WRITING INSURERS AUTHORIZED IN ARIZONA as of December 31, 2018 (\$000 omitted)

NAIC #	GROUP #	NAME	DOMICILE STATE	BUSINESS TYPE	STATUS	ASSETS	LIABILITIES	CAPITAL & SURPLUS	ARIZONA PREMIUMS
10921	1278	CSAA FIRE & CASUALTY INSURANCE COMPANY	IN	PC	AC	114,750	67,217	47,533	27,770
37770	1278	CSAA GENERAL INSURANCE COMPANY	IN	PC	AC	352,538	209,252	143,286	105,234
10675	1278	CSAA MID-ATLANTIC INSURANCE COMPANY	AZ	PC	AC	37,184	13,513	23,671	0
18953	323	CSE SAFEGUARD INSURANCE COMPANY	CA	PC	AC	109,460	74,800	34,660	0
82880	31	CSI LIFE INSURANCE COMPANY	NE	LD	AC	24,284	6,402	17,883	2,495
10847	306	CUMIS INSURANCE SOCIETY, INC.	IA	PC	AC	2,050,041	1,107,686	942,354	5,741
16222		CUSA RISK RETENTION GROUP, INC.	VT	RG	AC	4,730	3,067	1,663	134
35483		DAILY UNDERWRITERS OF AMERICA	PA	PC	AC	49,663	15,527	34,135	1,024
21164	169	DAIRYLAND INSURANCE COMPANY	WI	PC	AC	1,422,403	951,772	470,631	1,670
50020		DAKOTA HOMESTEAD TITLE INSURANCE COMPANY	SD	TI	AC	3,999	1,015	298	0
34924	1124	DAKOTA TRUCK UNDERWRITERS	SD	PC	AC	137,621	83,953	53,667	19
15928		DAN RISK RETENTION GROUP, INC.	SC	RG	AC	3,417	2,349	1,068	28
16705	315	DEALERS ASSURANCE COMPANY	OH	PC	AC	133,667	58,944	74,723	542
71129	917	DEARBORN LIFE INSURANCE COMPANY	IL	LD	AC	1,676,469	1,223,444	453,024	1,633
62634	241	DELAWARE AMERICAN LIFE INSURANCE COMPANY	DE	LD	AC	116,978	51,850	65,128	16
79065	4794	DELAWARE LIFE INSURANCE COMPANY	DE	LD	AC	36,852,571	35,297,286	1,555,284	35,832
81396	2479	DELTA DENTAL INSURANCE COMPANY	DE	DI	AC	326,371	149,412	171,652	0
96265		DENTAL CARE PLUS, INC.	OH	LD	AC	24,295	8,713	14,449	0
73474	2479	DENTEGRA INSURANCE COMPANY	DE	LD	AC	83,072	35,728	46,978	6,655
40975		DENTISTS INSURANCE COMPANY, THE	CA	PC	AC	346,560	181,338	165,222	648
42587	140	DEPOSITORS INSURANCE COMPANY	IA	PC	AC	269,765	231,521	38,244	9,443
12718	2538	DEVELOPERS SURETY AND INDEMNITY COMPANY	CA	PC	AC	676,140	560,747	115,392	1,791
42048	920	DIAMOND STATE INSURANCE COMPANY	IN	PC	AC	104,033	75,352	28,680	11,732
34711	361	DIGITAL ADVANTAGE INSURANCE COMPANY	RI	PC	AC	7,857	0	7,857	0
97705	4928	DIRECT GENERAL LIFE INSURANCE COMPANY	SC	LD	AC	33,095	10,010	23,084	0

For more information about insurance companies, visit the Department's website at <https://insurance.az.gov/license-search>

DIRECT-WRITING INSURERS AUTHORIZED IN ARIZONA as of December 31, 2018 (\$000 omitted)

NAIC #	GROUP #	NAME	DOMICILE STATE	BUSINESS TYPE	STATUS	ASSETS	LIABILITIES	CAPITAL & SURPLUS	ARIZONA PREMIUMS
23736	4928	DIRECT NATIONAL INSURANCE COMPANY	AR	PC	AC	7,296	2,524	4,773	0
36463	3548	DISCOVER PROPERTY & CASUALTY INSURANCE COMPANY	CT	PC	AC	138,228	75,781	62,447	0
14347	831	DOCTORS COMPANY RISK RETENTION GROUP, A RECIPROCAL EXCHANGE (THE)	DC	RG	AC	28,872	16,404	12,468	15
34495	831	DOCTORS' COMPANY, AN INTERINSURANCE EXCHANGE, THE	CA	PC	AC	4,130,318	2,115,378	2,014,940	3,027
15893		DOCTORS PROFESSIONAL LIABILITY RISK RETENTION GRP, INC.	NC	RG	AC	6,517	4,752	1,766	25
33499		DORINCO REINSURANCE COMPANY	MI	PC	AC	1,568,339	964,290	604,049	159
67636	4512	DSM USA INSURANCE COMPANY, INC.	TX	LD	AC	10,342	1,198	8,984	672
16104		EAGLE BUILDERS INSURANCE COMPANY RRG, INC.	NC	RG	AC	2,714	1,176	1,538	1
13183	2658	EAGLE LIFE INSURANCE COMPANY	IA	LD	AC	1,151,374	968,786	182,588	3,084
12890	802	EAGLE WEST INSURANCE COMPANY	CA	PC	AC	116,615	95,476	21,140	6,731
13019	2698	EASTERN ADVANTAGE ASSURANCE COMPANY	PA	CI	AC	71,240	54,064	17,176	0
10724	2698	EASTERN ALLIANCE INSURANCE COMPANY	PA	CI	AC	363,692	253,294	110,399	0
28649	1226	EASTERN ATLANTIC INSURANCE COMPANY	PA	PC	AC	75,266	41,024	34,242	2,885
14702	31	EASTGUARD INSURANCE COMPANY	PA	PC	AC	207,914	150,245	57,670	299
11702	4706	ECHELON PROPERTY & CASUALTY INSURANCE COMPANY	IL	PC	AC	16,592	13,255	3,337	3,409
13601	4875	ECOLE INSURANCE COMPANY	AZ	CI	AC	17,956	9,957	7,999	3,396
22926	241	ECONOMY FIRE & CASUALTY COMPANY	IL	PC	AC	503,899	132,256	371,643	1,848
38067	241	ECONOMY PREFERRED INSURANCE COMPANY	IL	PC	AC	76,972	55,269	21,702	8,402
40649	241	ECONOMY PREMIER ASSURANCE COMPANY	IL	PC	AC	75,897	30,840	45,057	584
12515	126	EDUCATORS HEALTH PLANS LIFE, ACCIDENT & HEALTH, INC.	UT	DI	AC	73,688	35,638	37,918	14,343
62790	300	EDUCATORS LIFE INSURANCE COMPANY OF AMERICA	IL	LD	AC	487,963	18,429	469,534	0
84174		ELCO MUTUAL LIFE AND ANNUITY	IL	LD	AC	878,436	810,124	68,312	10,605

For more information about insurance companies, visit the Department's website at <https://insurance.az.gov/license-search>

DIRECT-WRITING INSURERS AUTHORIZED IN ARIZONA as of December 31, 2018 (\$000 omitted)

NAIC #	GROUP #	NAME	DOMICILE STATE	BUSINESS TYPE	STATUS	ASSETS	LIABILITIES	CAPITAL & SURPLUS	ARIZONA PREMIUMS
21261	350	ELECTRIC INSURANCE COMPANY	MA	PC	AC	1,308,443	903,892	404,551	8,120
85561	181	ELIPS LIFE INSURANCE COMPANY	MO	LD	AC	40,512	6,232	34,280	6
62928		EMC NATIONAL LIFE COMPANY	IA	LD	AC	909,548	793,927	115,621	737
25186	62	EMC PROPERTY & CASUALTY COMPANY	IA	PC	AC	71,024	2,764	68,260	542
21407	62	EMCASCO INSURANCE COMPANY	IA	PC	AC	508,061	361,981	146,079	4,042
12003		EMERGENCY MEDICINE PROFESSIONAL ASSURANCE CO. A RRG	NV	RG	AC	15,863	7,745	8,118	0
11714		EMERGENCY PHYSICIANS INSURANCE EXCHANGE RRG	VT	RG	AC	18,642	13,204	5,438	0
88595	119	EMPHEYSYS INSURANCE COMPANY	TX	LD	AC	4,361	39	4,322	(3)
21326	212	EMPIRE FIRE AND MARINE INSURANCE COMPANY	IL	PC	AC	58,590	19,969	38,621	16,358
25402	3363	EMPLOYERS ASSURANCE COMPANY	FL	CI	AC	879,784	682,273	197,511	3,363
11512	3363	EMPLOYERS COMPENSATION INSURANCE COMPANY	CA	CI	AC	951,753	609,188	342,564	15
53090	332	EMPLOYERS DENTAL SERVICES, INC.	AZ	PD	AC	3,698	1,339	2,359	8,257
20648	4829	EMPLOYERS' FIRE INSURANCE COMPANY, THE	PA	PC	AC	11,751	69	11,682	0
10640	3363	EMPLOYERS INSURANCE COMPANY OF NEVADA	NV	CI	AC	548,646	350,841	197,805	0
21458	111	EMPLOYERS INSURANCE COMPANY OF WAUSAU	WI	PC	AC	6,383,404	4,727,418	1,655,986	3,853
21415	62	EMPLOYERS MUTUAL CASUALTY COMPANY	IA	PC	AC	3,456,848	2,023,107	1,433,741	30,889
10346	3363	EMPLOYERS PREFERRED INSURANCE COMPANY	FL	CI	AC	1,388,280	1,198,228	190,052	4,123
68276	350	EMPLOYERS REASSURANCE CORPORATION	KS	LD	AC	15,739,313	14,772,669	966,645	0
15130	8	ENCOMPASS INDEMNITY COMPANY	IL	PC	AC	28,225	1,979	26,247	919
10071	8	ENCOMPASS INSURANCE COMPANY OF AMERICA	IL	PC	AC	20,828	639	20,189	3,691
10072	8	ENCOMPASS PROPERTY AND CASUALTY COMPANY	IL	PC	AC	10,428	354	10,073	23,255

For more information about insurance companies, visit the Department's website at <https://insurance.az.gov/license-search>

DIRECT-WRITING INSURERS AUTHORIZED IN ARIZONA as of December 31, 2018 (\$000 omitted)

NAIC #	GROUP #	NAME	DOMICILE STATE	BUSINESS TYPE	STATUS	ASSETS	LIABILITIES	CAPITAL & SURPLUS	ARIZONA PREMIUMS
10641	3219	ENDURANCE AMERICAN INSURANCE COMPANY	DE	PC	AC	2,152,782	1,605,883	546,899	10,682
11551	3219	ENDURANCE ASSURANCE CORPORATION	DE	PC	AC	2,731,240	1,622,502	1,108,737	1,813
89087	839	ENTERPRISE LIFE INSURANCE COMPANY	TX	LD	AC	73,472	24,349	49,124	103
11232	333	ENUMCLAW PROPERTY AND CASUALTY INSURANCE COMPANY	OR	PC	AC	8,276	88	8,188	0
12747		ENVISION INSURANCE COMPANY	OH	DI	AC	498,685	444,846	51,821	7,217
64149	68	EPIC LIFE INSURANCE COMPANY, THE	WI	LD	AC	32,312	14,782	17,529	1
62952	4888	EQUITABLE LIFE & CASUALTY INSURANCE COMPANY	UT	LD	AC	485,293	427,557	57,736	8,176
91785	4888	EQUITABLE NATIONAL LIFE INSURANCE COMPANY, INC.	UT	LD	AC	10,263	1,832	8,431	62
62510		EQUITRUST LIFE INSURANCE COMPANY	IL	LI	AC	18,595,267	17,755,306	839,961	36,607
28746	3179	EQUITY INSURANCE COMPANY	TX	PC	AC	93,358	62,669	30,689	29
13634	4694	ESSENT GUARANTY, INC.	PA	MG	AC	2,128,452	1,256,347	872,105	22,185
37915	785	ESSENTIA INSURANCE COMPANY	MO	PC	AC	78,260	46,809	31,451	10,694
25712	8	ESURANCE INSURANCE COMPANY	WI	PC	AC	193,967	27,598	166,369	996
21741	8	ESURANCE INSURANCE COMPANY OF NEW JERSEY	WI	PC	AC	16,550	4,456	12,094	0
30210	8	ESURANCE PROPERTY AND CASUALTY INSURANCE COMPANY	WI	PC	AC	104,448	62,063	42,385	43,622
20516	761	EULER HERMES NORTH AMERICA INSURANCE COMPANY	MD	CI	AC	508,850	330,428	178,421	1,676
57991	4616	EVERENCE ASSOCIATION, INC.	IN	FB	AC	441,563	320,947	111,360	517
74209	4616	EVERENCE INSURANCE COMPANY	IN	LD	AC	20,736	6,098	14,637	0
16044	1120	EVEREST DENALI INSURANCE COMPANY	DE	PC	AC	52,765	26,045	26,720	714
10120	1120	EVEREST NATIONAL INSURANCE COMPANY	DE	PC	AC	775,787	592,023	183,764	8,031
16045	1120	EVEREST PREMIER INSURANCE COMPANY	DE	PC	AC	73,408	46,257	27,151	598
26921	1120	EVEREST REINSURANCE COMPANY	DE	PC	AC	11,819,170	8,168,577	3,650,594	(5,508)
83232		EVERGREEN LIFE INSURANCE COMPANY	TX	LI	AC	1,516	0	1,516	0

For more information about insurance companies, visit the Department's website at <https://insurance.az.gov/license-search>

DIRECT-WRITING INSURERS AUTHORIZED IN ARIZONA as of December 31, 2018 (\$000 omitted)

NAIC #	GROUP #	NAME	DOMICILE STATE	BUSINESS TYPE	STATUS	ASSETS	LIABILITIES	CAPITAL & SURPLUS	ARIZONA PREMIUMS
12750	4869	EVERGREEN NATIONAL INDEMNITY COMPANY	OH	PC	AC	48,969	14,542	34,428	132
24961	1248	EVERSPAN FINANCIAL GUARANTEE CORP.	WI	CI	AC	240,060	927	239,133	0
35181	626	EXECUTIVE RISK INDEMNITY INC.	DE	PC	AC	5,520,870	3,936,610	1,584,260	424
40029	922	EXPLORER INSURANCE COMPANY	CA	PC	AC	444,445	286,484	157,961	0
14421	4936	EYEMED INSURANCE COMPANY	AZ	DI	AC	135,700	17,962	117,639	0
21482	65	FACTORY MUTUAL INSURANCE COMPANY	RI	PC	AC	18,464,022	7,222,756	11,241,266	38,679
35157	501	FAIR AMERICAN INSURANCE AND REINSURANCE COMPANY	NY	PC	AC	229,732	30,288	199,444	713
14254		FALCON INSURANCE COMPANY	IL	PC	AC	41,139	29,582	11,557	0
31925	3494	FALLS LAKE NATIONAL INSURANCE COMPANY	OH	PC	AC	405,957	311,926	94,031	1,898
70742	4752	FAMILY BENEFIT LIFE INSURANCE COMPANY	MO	LI	AC	165,495	158,095	7,400	218
77968	290	FAMILY HERITAGE LIFE INSURANCE COMPANY OF AMERICA	OH	LD	AC	1,196,815	1,071,374	125,441	5,366
63053	1117	FAMILY LIFE INSURANCE COMPANY	TX	LD	AC	146,751	118,352	28,400	881
74004	429	FAMILY SERVICE LIFE INSURANCE COMPANY	TX	LI	AC	295,856	260,619	35,238	0
63088	513	FARM BUREAU LIFE INSURANCE COMPANY	IA	LD	AC	9,120,814	8,483,610	637,204	27,610
13773	513	FARM BUREAU PROPERTY & CASUALTY INSURANCE COMPANY	IA	PC	AC	2,732,272	1,262,756	1,469,516	63,662
24201	153	FARMERS AUTOMOBILE INSURANCE ASSOCIATION, THE	IL	PC	AC	1,215,687	735,283	480,404	0
21598	69	FARMERS INSURANCE COMPANY OF ARIZONA	AZ	PC	AC	43,841	39,667	4,173	393,327
21652	69	FARMERS INSURANCE EXCHANGE	CA	PC	AC	17,016,311	12,919,967	4,096,344	159,549
13897	569	FARMERS MUTUAL HAIL INSURANCE COMPANY OF IOWA	IA	PC	AC	781,163	344,371	436,792	538
63177	212	FARMERS NEW WORLD LIFE INSURANCE COMPANY	WA	LD	AC	5,046,709	4,598,549	448,160	42,008
43699	69	FARMERS SPECIALTY INSURANCE COMPANY	MI	PC	AC	48,817	30,882	17,935	0

For more information about insurance companies, visit the Department's website at <https://insurance.az.gov/license-search>

DIRECT-WRITING INSURERS AUTHORIZED IN ARIZONA as of December 31, 2018 (\$000 omitted)

NAIC #	GROUP #	NAME	DOMICILE STATE	BUSINESS TYPE	STATUS	ASSETS	LIABILITIES	CAPITAL & SURPLUS	ARIZONA PREMIUMS
41483	3548	FARMINGTON CASUALTY COMPANY	CT	PC	AC	1,076,887	790,654	286,233	3,267
10178	474	FCCI INSURANCE COMPANY	FL	PC	AC	2,094,270	1,495,755	598,514	2
20281	626	FEDERAL INSURANCE COMPANY	IN	PC	AC	15,689,631	10,899,790	4,789,841	58,381
63223		FEDERAL LIFE INSURANCE COMPANY	IL	LD	AC	247,837	222,974	24,863	270
63258	7	FEDERATED LIFE INSURANCE COMPANY	MN	LD	AC	2,007,383	1,581,931	425,452	3,311
13935	7	FEDERATED MUTUAL INSURANCE COMPANY	MN	PC	AC	6,185,790	2,731,965	3,453,824	20,013
16024	7	FEDERATED RESERVE INSURANCE COMPANY	MN	PC	AC	116,083	60,201	55,882	430
11118		FEDERATED RURAL ELECTRIC INSURANCE EXCHANGE	KS	PC	AC	573,188	364,036	209,152	1,950
28304	7	FEDERATED SERVICE INSURANCE COMPANY	MN	PC	AC	438,027	180,593	257,434	2,461
63274	4914	FIDELITY & GUARANTY LIFE INSURANCE COMPANY	IA	LD	AC	24,714,470	23,169,292	1,545,178	167,886
39306	212	FIDELITY AND DEPOSIT COMPANY OF MARYLAND	IL	PC	AC	349,290	75,581	273,709	9,919
35386	3548	FIDELITY AND GUARANTY INSURANCE COMPANY	IA	PC	AC	19,638	1,493	18,144	71
25879	3548	FIDELITY AND GUARANTY INSURANCE UNDERWRITERS, INC.	WI	PC	AC	156,887	67,966	88,920	0
93696	981	FIDELITY INVESTMENTS LIFE INSURANCE COMPANY	UT	LD	AC	27,887,631	26,930,105	957,526	36,783
63290		FIDELITY LIFE ASSOCIATION, A LEGAL RESERVE LIC	IL	LD	AC	407,036	285,170	121,866	2,994
51586	670	FIDELITY NATIONAL TITLE INSURANCE COMPANY	FL	TI	AC	1,114,334	669,782	44,455	50,502
71870	451	FIDELITY SECURITY LIFE INSURANCE COMPANY	MO	LD	AC	999,351	757,004	242,347	16,534
71455	4736	FINANCIAL AMERICAN LIFE INSURANCE COMPANY	KS	LD	AC	3,655	1,641	2,014	0
21075		FINANCIAL AMERICAN PROPERTY AND CASUALTY IC	TX	PC	AC	9,455	1,374	8,080	(0)
35009		FINANCIAL CASUALTY & SURETY, INC.	TX	CI	AC	22,502	9,270	13,232	1
19852	215	FINANCIAL INDEMNITY COMPANY	IL	PC	AC	120,591	100,531	20,060	59

For more information about insurance companies, visit the Department's website at <https://insurance.az.gov/license-search>

DIRECT-WRITING INSURERS AUTHORIZED IN ARIZONA as of December 31, 2018 (\$000 omitted)

NAIC #	GROUP #	NAME	DOMICILE STATE	BUSINESS TYPE	STATUS	ASSETS	LIABILITIES	CAPITAL & SURPLUS	ARIZONA PREMIUMS
31453	248	FINANCIAL PACIFIC INSURANCE COMPANY	CA	PC	AC	260,562	158,802	101,760	23
21660	69	FIRE INSURANCE EXCHANGE	CA	PC	AC	2,875,921	2,046,176	829,745	253
21873	761	FIREMAN'S FUND INSURANCE COMPANY	CA	PC	AC	1,943,918	630,634	1,313,283	4,335
21784	98	FIREMEN'S INSURANCE COMPANY OF WASHINGTON, D.C.	DE	PC	AC	93,348	59,395	33,953	646
10336	3362	FIRST ACCEPTANCE INSURANCE COMPANY, INC.	TX	PC	AC	247,171	152,421	94,750	264
69140	3891	FIRST ALLMERICA FINANCIAL LIFE INSURANCE COMPANY	MA	LD	AC	3,264,605	3,040,579	224,026	223
37710	70	FIRST AMERICAN PROPERTY & CASUALTY INSURANCE COMPANY	CA	PC	AC	90,620	56,066	34,554	9,564
34525	70	FIRST AMERICAN SPECIALTY INSURANCE COMPANY	CA	PC	AC	113,601	80,684	32,916	6,976
51624	70	FIRST AMERICAN TITLE GUARANTY COMPANY	TX	TI	AC	43,985	10,304	3,368	0
50814	70	FIRST AMERICAN TITLE INSURANCE COMPANY	NE	TI	AC	2,827,803	1,595,927	123,187	160,312
60113	380	FIRST CARE, INC.	MD	LD	AC	17,601	3,099	14,466	0
56332		FIRST CATHOLIC SLOVAK LADIES ASSOC. OF THE USA, THE	OH	FB	AC	990,863	886,161	104,382	109
56340		FIRST CATHOLIC SLOVAK UNION OF THE US OF AMER & CAN,THE	OH	FB	AC	387,325	354,946	32,374	349
29980	8	FIRST COLONIAL INSURANCE COMPANY	FL	PC	AC	289,760	161,744	128,016	398
13990	689	FIRST COMMUNITY INSURANCE COMPANY	FL	CI	AC	101,616	70,812	30,805	0
64696	4506	FIRST CONTINENTAL LIFE & ACCIDENT INSURANCE COMPANY	TX	LD	AC	3,039	2,039	1,000	2,758
10351	1124	FIRST DAKOTA INDEMNITY COMPANY	SD	CI	AC	57,389	39,384	18,005	1
11177	479	FIRST FINANCIAL INSURANCE COMPANY	IL	PC	AC	545,691	115,208	430,483	0
10676		FIRST GUARD INSURANCE COMPANY	AZ	PC	AC	36,631	3,027	33,604	229
90328	1	FIRST HEALTH LIFE & HEALTH INSURANCE COMPANY	TX	LD	AC	371,053	178,260	192,794	6,991

For more information about insurance companies, visit the Department's website at <https://insurance.az.gov/license-search>

DIRECT-WRITING INSURERS AUTHORIZED IN ARIZONA as of December 31, 2018 (\$000 omitted)

NAIC #	GROUP #	NAME	DOMICILE STATE	BUSINESS TYPE	STATUS	ASSETS	LIABILITIES	CAPITAL & SURPLUS	ARIZONA PREMIUMS
33588	111	FIRST LIBERTY INSURANCE CORPORATION, THE	IL	PC	AC	22,754	85	22,669	6,573
24724	111	FIRST NATIONAL INSURANCE COMPANY OF AMERICA	NH	PC	AC	59,400	908	58,492	86
14240		FIRST NATIONAL TITLE INSURANCE COMPANY	TX	TI	AC	30,810	13,595	1,721	7,668
10859	2538	FIRST NONPROFIT INSURANCE COMPANY	DE	PC	AC	18,007	2,983	15,024	755
67652	20	FIRST PENN-PACIFIC LIFE INSURANCE COMPANY	IN	LD	AC	1,442,407	1,262,505	179,902	2,680
33383	831	FIRST PROFESSIONALS INSURANCE COMPANY, INC.	FL	PC	AC	203,559	46,081	157,478	0
27626	785	FIRSTCOMP INSURANCE COMPANY	NE	CI	AC	211,283	137,843	73,440	311
17248		FLORIDA SPECIALTY INSURANCE COMPANY	FL	PC	AC	31,094	14,485	16,609	0
13978	169	FLORISTS' MUTUAL INSURANCE COMPANY	IL	PC	AC	133,813	106,167	27,646	170
36781	569	FMH AG RISK INSURANCE COMPANY	IA	PC	AC	122,322	8,957	113,365	35
11185	69	FOREMOST INSURANCE COMPANY GRAND RAPIDS, MICHIGAN	MI	PC	AC	2,393,673	1,190,338	1,203,335	80,797
11800	69	FOREMOST PROPERTY AND CASUALTY INSURANCE COMPANY	MI	PC	AC	59,824	41,180	18,644	8,459
41513	69	FOREMOST SIGNATURE INSURANCE COMPANY	MI	PC	AC	46,185	25,666	20,519	722
63495		FORESTERS LIFE INSURANCE AND ANNUITY COMPANY	NY	LD	AC	2,468,154	2,400,335	67,820	7,422
91642	3891	FORETHOUGHT LIFE INSURANCE COMPANY	IN	LD	AC	31,172,858	29,484,218	1,688,640	126,408
12625		FORT WAYNE MEDICAL SURETY COMPANY,RISK RETENTION GROUP	AZ	RG	AC	4,284	1,324	2,960	0
10801	508	FORTRESS INSURANCE COMPANY	IL	CI	AC	141,663	74,144	67,519	228
14249	201	FOUNDERS INSURANCE COMPANY	IL	PC	AC	174,426	99,017	75,409	0
11600		FRANK WINSTON CRUM INSURANCE COMPANY	FL	CI	AC	129,011	105,626	23,385	354
13986	1309	FRANKENMUTH MUTUAL INSURANCE COMPANY	MI	PC	AC	1,440,140	799,240	640,900	11

For more information about insurance companies, visit the Department's website at <https://insurance.az.gov/license-search>

DIRECT-WRITING INSURERS AUTHORIZED IN ARIZONA as of December 31, 2018 (\$000 omitted)

NAIC #	GROUP #	NAME	DOMICILE STATE	BUSINESS TYPE	STATUS	ASSETS	LIABILITIES	CAPITAL & SURPLUS	ARIZONA PREMIUMS
10842		FRANKLIN CASUALTY INSURANCE COMPANY, RISK RETENTION GRP	VT	RG	AC	34,726	29,661	5,065	7
62324	839	FREEDOM LIFE INSURANCE COMPANY OF AMERICA	TX	LD	AC	211,474	88,701	122,773	24,781
22209	140	FREEDOM SPECIALTY INSURANCE COMPANY	OH	PC	AC	69,546	46,636	22,910	1,621
85286	4846	FRESENIUS HEALTH PLANS INSURANCE COMPANY	IN	LD	AC	47,252	17,500	29,172	12,645
99775	801	FUNERAL DIRECTORS LIFE INSURANCE COMPANY	TX	LI	AC	1,409,755	1,279,747	130,008	2,037
63657	408	GARDEN STATE LIFE INSURANCE COMPANY	TX	LD	AC	136,296	54,849	81,447	333
21253	200	GARRISON PROPERTY AND CASUALTY INSURANCE COMPANY	TX	PC	AC	2,588,112	1,679,295	908,817	77,254
28339	4795	GATEWAY INSURANCE COMPANY	MO	PC	AC	67,285	57,050	10,235	1,483
56693		GCU	PA	FB	AC	1,890,972	1,736,576	154,269	16,204
14138	31	GEICO ADVANTAGE INSURANCE COMPANY	NE	PC	AC	3,138,555	1,607,943	1,530,612	0
41491	31	GEICO CASUALTY COMPANY	MD	PC	AC	3,932,362	2,702,064	1,230,297	653,296
14139	31	GEICO CHOICE INSURANCE COMPANY	NE	PC	AC	1,280,282	766,495	513,787	0
35882	31	GEICO GENERAL INSURANCE COMPANY	MD	PC	AC	209,546	39,623	169,923	100,824
22055	31	GEICO INDEMNITY COMPANY	MD	PC	AC	10,106,132	4,077,266	6,028,866	39,863
37923	31	GEICO MARINE INSURANCE COMPANY	MD	PI	AC	161,896	91,366	70,530	2,145
14137	31	GEICO SECURE INSURANCE COMPANY	NE	PC	AC	714,234	345,515	368,718	0
13703	473	GENERAL AUTOMOBILE INSURANCE COMPANY, INC., THE	WI	PC	AC	88,525	51,113	37,412	0
24414	796	GENERAL CASUALTY COMPANY OF WISCONSIN	WI	PC	AC	889,334	634,833	254,502	3,684
93521	1281	GENERAL FIDELITY LIFE INSURANCE COMPANY	SC	LD	AC	21,912	6,170	15,742	14
24732	111	GENERAL INSURANCE COMPANY OF AMERICA	NH	PC	AC	111,630	2,750	108,880	282
86258	31	GENERAL RE LIFE CORPORATION	CT	LD	AC	4,058,974	3,086,574	972,401	0
22039	31	GENERAL REINSURANCE CORPORATION	DE	PC	AC	16,067,172	5,517,028	10,550,144	247

For more information about insurance companies, visit the Department's website at <https://insurance.az.gov/license-search>

DIRECT-WRITING INSURERS AUTHORIZED IN ARIZONA as of December 31, 2018 (\$000 omitted)

NAIC #	GROUP #	NAME	DOMICILE STATE	BUSINESS TYPE	STATUS	ASSETS	LIABILITIES	CAPITAL & SURPLUS	ARIZONA PREMIUMS
20559	749	GENERAL SECURITY INDEMNITY COMPANY OF ARIZONA	AZ	SD	AC	406,885	357,202	49,683	1,964
39322	749	GENERAL SECURITY NATIONAL INSURANCE COMPANY	NY	PC	AC	439,098	329,213	109,885	3,440
11967	31	GENERAL STAR NATIONAL INSURANCE COMPANY	DE	PC	AC	231,162	48,208	182,954	165
11231		GENERALI (U.S. BRANCH)	NY	PC	AC	71,411	36,109	35,302	4,326
38962	31	GENESIS INSURANCE COMPANY	DE	PC	AC	178,514	64,340	114,174	1,319
37095	4011	GENWORTH FINANCIAL ASSURANCE CORPORATION	NC	CI	AC	9,973	78	9,895	0
94072	4011	GENWORTH INSURANCE COMPANY	NC	LD	AC	11,021	1,580	9,441	0
65536	4011	GENWORTH LIFE AND ANNUITY INSURANCE COMPANY	VA	LD	AC	21,184,052	20,030,147	1,153,904	19,676
70025	4011	GENWORTH LIFE INSURANCE COMPANY	DE	LD	AC	39,995,411	38,124,403	1,871,008	53,097
38458	4011	GENWORTH MORTGAGE INSURANCE CORPORATION	NC	MG	AC	3,573,525	2,192,965	1,380,560	27,460
16675	4011	GENWORTH MORTGAGE INSURANCE CORPORATION OF N C	NC	MG	AC	435,272	210,508	224,764	0
11258	807	GEORGIA CASUALTY & SURETY COMPANY	GA	PC	AC	40,978	21,600	19,379	0
10799	3829	GEOVERA INSURANCE COMPANY	CA	PI	AC	110,201	83,913	26,288	0
70939	836	GERBER LIFE INSURANCE COMPANY	NY	LD	AC	3,992,206	3,680,480	311,726	8,933
56154		GLEANER LIFE INSURANCE SOCIETY	MI	FB	AC	1,244,949	1,148,358	94,605	151
12254	517	GLENCAR INSURANCE COMPANY	WI	PC	AC	131,466	68,897	62,570	0
11948		GLOBAL HAWK INSURANCE COMPANY RISK RETENTION GROUP	VT	RG	AC	49,340	43,115	6,225	99
11092	4795	GLOBAL LIBERTY INSURANCE COMPANY OF NEW YORK	NY	PC	AC	58,407	49,374	9,033	0
21032	968	GLOBAL REINSURANCE CORPORATION OF AMERICA	NY	PC	AC	204,686	128,155	76,531	0
91472	290	GLOBE LIFE AND ACCIDENT INSURANCE COMPANY	NE	LD	AC	4,726,224	4,354,426	371,798	11,067

For more information about insurance companies, visit the Department's website at <https://insurance.az.gov/license-search>

DIRECT-WRITING INSURERS AUTHORIZED IN ARIZONA as of December 31, 2018 (\$000 omitted)

NAIC #	GROUP #	NAME	DOMICILE STATE	BUSINESS TYPE	STATUS	ASSETS	LIABILITIES	CAPITAL & SURPLUS	ARIZONA PREMIUMS
10814	222	GNV CUSTOM INSURANCE COMPANY	AZ	PC	AC	62,363	7,045	55,318	0
39861		GOLDEN BEAR INSURANCE COMPANY	CA	CI	AC	186,391	130,031	56,360	486
10836	111	GOLDEN EAGLE INSURANCE CORPORATION	NH	PC	AC	59,643	1,673	57,970	0
11145		GOLDEN INSURANCE COMPANY, A RISK RETENTION GROUP	NC	RG	AC	13,542	11,613	1,929	40
62286	707	GOLDEN RULE INSURANCE COMPANY	IN	LD	AC	522,610	280,576	242,034	88,780
22063	31	GOVERNMENT EMPLOYEES INSURANCE COMPANY	MD	PC	AC	32,565,318	12,799,246	19,766,072	43,174
63967	4712	GOVERNMENT PERSONNEL MUTUAL LIFE INSURANCE COMPANY	TX	LD	AC	820,201	705,450	114,750	2,459
67059	4712	GPM HEALTH AND LIFE INSURANCE COMPANY	WA	LD	AC	144,454	130,190	14,264	1,637
22098	311	GRAIN DEALERS MUTUAL INSURANCE COMPANY	IN	PC	AC	13,873	2,526	11,347	0
26310	7	GRANITE RE, INC.	OK	CI	AC	102,782	60,818	41,965	30
23809	12	GRANITE STATE INSURANCE COMPANY	IL	PC	AC	39,902	5,028	34,874	6,565
10671	1208	GRAY CASUALTY & SURETY COMPANY, THE	LA	CI	AC	20,098	4,205	15,893	6
36307	1208	GRAY INSURANCE COMPANY, THE	LA	PC	AC	318,688	190,942	127,746	27
26832	84	GREAT AMERICAN ALLIANCE INSURANCE COMPANY	OH	PC	AC	29,546	1,063	28,484	3,238
26344	84	GREAT AMERICAN ASSURANCE COMPANY	OH	PC	AC	18,802	10	18,793	8,741
10646	84	GREAT AMERICAN CONTEMPORARY INSURANCE COMPANY	OH	PC	AC	10,896	2	10,894	0
16691	84	GREAT AMERICAN INSURANCE COMPANY	OH	PC	AC	8,026,095	6,120,178	1,905,916	76,146
22136	84	GREAT AMERICAN INSURANCE COMPANY OF NEW YORK	NY	PC	AC	102,371	2,126	100,246	4,279
63312	84	GREAT AMERICAN LIFE INSURANCE COMPANY	OH	LD	AC	35,802,365	33,100,973	2,701,392	112,877
31135	84	GREAT AMERICAN SECURITY INSURANCE COMPANY	OH	PC	AC	15,748	5	15,743	0
33723	84	GREAT AMERICAN SPIRIT INSURANCE COMPANY	OH	PC	AC	17,340	7	17,333	185

For more information about insurance companies, visit the Department's website at <https://insurance.az.gov/license-search>

DIRECT-WRITING INSURERS AUTHORIZED IN ARIZONA as of December 31, 2018 (\$000 omitted)

NAIC #	GROUP #	NAME	DOMICILE STATE	BUSINESS TYPE	STATUS	ASSETS	LIABILITIES	CAPITAL & SURPLUS	ARIZONA PREMIUMS
18694	4381	GREAT MIDWEST INSURANCE COMPANY	TX	PC	AC	220,482	91,293	129,188	4,103
20303	626	GREAT NORTHERN INSURANCE COMPANY	IN	PC	AC	613,059	228,072	384,987	9,776
26654	4051	GREAT NORTHWEST INSURANCE COMPANY	MN	PC	AC	20,178	12,046	8,132	0
90212	449	GREAT SOUTHERN LIFE INSURANCE COMPANY	TX	LD	AC	212,872	159,355	53,517	601
11371	150	GREAT WEST CASUALTY COMPANY	NE	PC	AC	2,196,963	1,583,931	613,032	17,364
71480	3527	GREAT WESTERN INSURANCE COMPANY	UT	LI	AC	1,394,248	1,370,832	23,416	7,744
22187	222	GREATER NEW YORK MUTUAL INSURANCE COMPANY	NY	PC	AC	1,122,183	602,929	519,254	217
68322	769	GREAT-WEST LIFE & ANNUITY INSURANCE COMPANY	CO	LD	AC	55,785,510	54,458,591	1,326,919	61,565
80705	769	GREAT-WEST LIFE ASSURANCE COMPANY	MI	LD	AC	73,126	47,736	25,389	428
11941		GREEN HILLS INSURANCE COMPANY, A RISK RETENTION GROUP	VT	RG	AC	11,769	6,859	4,910	69
80055	4639	GREENHOUSE LIFE INSURANCE COMPANY	AZ	LD	AC	10,169	234	9,935	0
22322	968	GREENWICH INSURANCE COMPANY	DE	PC	AC	1,462,748	1,029,240	433,508	15,401
36650		GUARANTEE COMPANY OF NORTH AMERICA USA, THE	MI	PC	AC	249,549	49,627	199,922	1,733
64211	687	GUARANTEE TRUST LIFE INSURANCE COMPANY	IL	LD	AC	638,857	546,587	92,270	2,553
64238	4925	GUARANTY INCOME LIFE INSURANCE COMPANY	IA	LD	AC	902,367	829,416	72,952	2,920
78778	429	GUARDIAN INSURANCE AND ANNUITY COMPANY, INC., THE	DE	LD	AC	13,308,149	12,852,836	455,313	12,383
64246	429	GUARDIAN LIFE INSURANCE COMPANY OF AMERICA, THE	NY	LD	AC	58,488,696	51,316,943	7,171,753	66,767
83607	431	GUGGENHEIM LIFE AND ANNUITY COMPANY	DE	LD	AC	13,820,077	13,121,233	698,844	18,112
42331	303	GUIDEONE AMERICA INSURANCE COMPANY	IA	PC	AC	13,917	2,702	11,215	164
42803	303	GUIDEONE ELITE INSURANCE COMPANY	IA	PC	AC	29,921	3,924	25,996	466
15032	303	GUIDEONE MUTUAL INSURANCE COMPANY	IA	PC	AC	1,027,262	673,306	353,956	2,444

For more information about insurance companies, visit the Department's website at <https://insurance.az.gov/license-search>

DIRECT-WRITING INSURERS AUTHORIZED IN ARIZONA as of December 31, 2018 (\$000 omitted)

NAIC #	GROUP #	NAME	DOMICILE STATE	BUSINESS TYPE	STATUS	ASSETS	LIABILITIES	CAPITAL & SURPLUS	ARIZONA PREMIUMS
14559	303	GUIDEONE SPECIALTY MUTUAL INSURANCE COMPANY	IA	PC	AC	226,678	148,088	78,590	623
34037	3478	HALLMARK INSURANCE COMPANY	AZ	PC	AC	291,558	188,951	102,607	729
60078	1295	HALLMARK LIFE INSURANCE COMPANY	AZ	LD	AC	529,034	391,332	103,166	0
19530	3478	HALLMARK NATIONAL INSURANCE COMPANY	AZ	PC	AC	83,889	57,343	26,546	0
36064	88	HANOVER AMERICAN INSURANCE COMPANY, THE	NH	PC	AC	29,452	1	29,451	3,970
22292	88	HANOVER INSURANCE COMPANY, THE	NH	PC	AC	8,092,251	5,925,188	2,167,062	15,797
26433	225	HARCO NATIONAL INSURANCE COMPANY	IL	PC	AC	524,557	370,003	154,554	5,031
23582	140	HARLEYSVILLE INSURANCE COMPANY	OH	PC	AC	149,368	120,726	28,642	470
64327	140	HARLEYSVILLE LIFE INSURANCE COMPANY	OH	LD	AC	400,841	349,788	51,053	100
22357	91	HARTFORD ACCIDENT AND INDEMNITY COMPANY	CT	PC	AC	11,860,205	9,007,699	2,852,506	10,177
29424	91	HARTFORD CASUALTY INSURANCE COMPANY	IN	PC	AC	2,391,611	1,497,757	893,854	15,880
19682	91	HARTFORD FIRE INSURANCE COMPANY	CT	PC	AC	21,732,043	13,076,832	8,655,212	26,623
38288	91	HARTFORD INSURANCE COMPANY OF ILLINOIS	IL	PC	AC	4,050,291	2,769,956	1,280,335	0
37478	91	HARTFORD INSURANCE COMPANY OF THE MIDWEST	IN	PC	AC	658,482	131,130	527,351	17,710
38261	91	HARTFORD INSURANCE COMPANY OF THE SOUTHEAST	CT	PC	AC	195,886	131,910	63,976	0
70815	91	HARTFORD LIFE AND ACCIDENT INSURANCE COMPANY	CT	LD	AC	12,909,480	10,502,056	2,407,424	76,142
29890	361	HARTFORD STEAM BOILER INSPECTION AND I C OF CT, THE	CT	PC	AC	15,618	2,602	13,016	0
11452	361	HARTFORD STEAM BOILER INSPECTION AND INSURANCE COMPANY	CT	PC	AC	1,456,830	874,748	582,082	472
30104	91	HARTFORD UNDERWRITERS INSURANCE COMPANY	CT	PC	AC	1,682,544	1,094,612	587,933	19,170
31550	123	HAULERS INSURANCE COMPANY, INC.	MO	PC	AC	78,040	34,917	43,124	0
92711	3098	HCC LIFE INSURANCE COMPANY	IN	LD	AC	1,096,984	535,435	561,548	9,204
78611	917	HCSC INSURANCE SERVICES COMPANY	IL	LD	AC	1,047,979	796,060	247,811	0

For more information about insurance companies, visit the Department's website at <https://insurance.az.gov/license-search>

DIRECT-WRITING INSURERS AUTHORIZED IN ARIZONA as of December 31, 2018 (\$000 omitted)

NAIC #	GROUP #	NAME	DOMICILE STATE	BUSINESS TYPE	STATUS	ASSETS	LIABILITIES	CAPITAL & SURPLUS	ARIZONA PREMIUMS
41343	517	HDI GLOBAL INSURANCE COMPANY	IL	PC	AC	479,771	326,008	153,763	6,478
12236		HEALTH CARE CASUALTY RISK RETENTION GROUP, INC.	DC	RG	AC	6,800	3,963	2,837	0
11832		HEALTH CARE INDUSTRY LIABILITY RECIPROCAL INS CO, RRG	DC	RG	AC	54,704	37,213	17,490	67
70670	917	HEALTH CARE SERVICE CORP., A MUTUAL LEGAL RESERVE CO.	IL	DI	AC	29,372,351	9,866,225	16,859,339	4,488
15895	1295	HEALTH NET COMMUNITY SOLUTIONS OF ARIZONA, INC.	AZ	HC	AC	15,506	6,846	8,139	32,048
66141	1295	HEALTH NET LIFE INSURANCE COMPANY	CA	LD	AC	704,655	341,648	363,007	57,519
95206	1295	HEALTH NET OF ARIZONA, INC.	AZ	HC	AC	433,750	255,908	163,857	935,158
10080		HEALTH PROVIDERS INSURANCE RECIPROCAL, RRG	HI	RG	AC	76,625	23,023	53,602	0
12902	901	HEALTHSPRING LIFE & HEALTH INSURANCE COMPANY, INC.	TX	DI	AC	1,075,639	497,558	562,745	0
66214		HEARTLAND NATIONAL LIFE INSURANCE COMPANY	IN	LD	AC	10,276	5,283	4,994	295
32077	350	HERITAGE CASUALTY INSURANCE COMPANY	KS	PC	AC	15,516	93	15,423	0
39527	2538	HERITAGE INDEMNITY COMPANY	CA	PC	AC	21,512	2,788	18,724	2,419
64394	4903	HERITAGE LIFE INSURANCE COMPANY	AZ	LD	AC	3,930,768	2,923,652	1,007,116	0
10200	4666	HISCOX INSURANCE COMPANY INC.	IL	PC	AC	577,623	399,335	178,288	8,113
71768	812	HM HEALTH INSURANCE COMPANY	PA	LD	AC	30,772	5,774	22,148	0
93440	812	HM LIFE INSURANCE COMPANY	PA	LD	AC	677,752	286,435	391,317	1,940
12536		HOMEOWNERS OF AMERICA INSURANCE COMPANY	TX	PC	AC	51,497	28,718	22,779	847
20419	473	HOMESITE INDEMNITY COMPANY	WI	PC	AC	53,299	12,767	40,532	13,247
17221	473	HOMESITE INSURANCE COMPANY	WI	PC	AC	171,651	82,945	88,706	26,590
64505		HOMESTEADERS LIFE COMPANY	IA	LD	AC	3,068,848	2,861,847	207,001	3,238
22578	300	HORACE MANN INSURANCE COMPANY	IL	PC	AC	541,819	366,836	174,983	6,688
64513	300	HORACE MANN LIFE INSURANCE COMPANY	IL	LD	AC	9,285,650	8,819,547	466,102	6,125

For more information about insurance companies, visit the Department's website at <https://insurance.az.gov/license-search>

DIRECT-WRITING INSURERS AUTHORIZED IN ARIZONA as of December 31, 2018 (\$000 omitted)

NAIC #	GROUP #	NAME	DOMICILE STATE	BUSINESS TYPE	STATUS	ASSETS	LIABILITIES	CAPITAL & SURPLUS	ARIZONA PREMIUMS
22756	300	HORACE MANN PROPERTY & CASUALTY INSURANCE COMPANY	IL	PC	AC	297,794	184,869	112,925	1,742
10069	4359	HOUSING AUTHORITY PROPERTY INSURANCE, A MUTUAL COMPANY	VT	PC	AC	190,069	65,862	124,207	283
26797	4359	HOUSING AUTHORITY RISK RETENTION GROUP, INC.	VT	RG	AC	318,350	128,251	190,099	131
11206	4359	HOUSING ENTERPRISE INSURANCE COMPANY, INC.	VT	PC	AC	84,831	47,414	37,417	410
25054	158	HUDSON INSURANCE COMPANY	DE	PC	AC	1,363,032	921,539	441,493	3,459
60052	119	HUMANA BENEFIT PLAN OF ILLINOIS, INC.	IL	DI	AC	567,040	222,571	328,463	0
95024	119	HUMANA HEALTH PLAN OF TEXAS, INC.	TX	HC	AC	212,601	111,594	94,584	0
95885	119	HUMANA HEALTH PLAN, INC.	KY	HC	AC	1,478,276	672,774	757,922	694,728
73288	119	HUMANA INSURANCE COMPANY	WI	LD	AC	7,389,664	3,512,708	3,720,672	305,629
70580	119	HUMANADENTAL INSURANCE COMPANY	WI	LD	AC	105,208	45,392	55,617	2,534
91693	315	IA AMERICAN LIFE INSURANCE COMPANY	TX	LD	AC	159,667	97,268	62,399	232
11268		ICI MUTUAL INSURANCE COMPANY, A RISK RETENTION GROUP	VT	RG	AC	360,197	88,032	272,165	1,291
97764	31	IDEALIFE INSURANCE COMPANY	CT	LD	AC	21,679	6,398	15,281	21
29068	4	IDS PROPERTY CASUALTY INSURANCE COMPANY	WI	PC	AC	1,798,130	1,008,849	789,281	36,825
35246	31	ILLINOIS INSURANCE COMPANY	IA	CI	AC	68,291	33,352	34,939	0
64580		ILLINOIS MUTUAL LIFE INSURANCE COMPANY	IL	LD	AC	1,460,459	1,220,353	240,106	1,263
23817	12	ILLINOIS NATIONAL INSURANCE CO.	IL	PC	AC	58,393	15,788	42,605	16,621
44369	4928	IMPERIAL FIRE AND CASUALTY INSURANCE COMPANY	LA	PC	AC	87,360	63,166	24,195	0
35408	4381	IMPERIUM INSURANCE COMPANY	TX	PC	AC	407,957	226,655	181,302	1,891
14257	3991	IMT INSURANCE COMPANY	IA	PC	AC	407,661	258,300	149,361	0
25550	2538	INDEMNITY COMPANY OF CALIFORNIA	CA	CI	AC	17,514	9,524	7,991	16

For more information about insurance companies, visit the Department's website at <https://insurance.az.gov/license-search>

DIRECT-WRITING INSURERS AUTHORIZED IN ARIZONA as of December 31, 2018 (\$000 omitted)

NAIC #	GROUP #	NAME	DOMICILE STATE	BUSINESS TYPE	STATUS	ASSETS	LIABILITIES	CAPITAL & SURPLUS	ARIZONA PREMIUMS
43575	626	INDEMNITY INSURANCE COMPANY OF NORTH AMERICA	PA	PC	AC	346,437	193,550	152,886	8,343
18468		INDEMNITY NATIONAL INSURANCE COMPANY	MS	PC	AC	125,758	53,220	72,538	1
26581	450	INDEPENDENCE AMERICAN INSURANCE COMPANY	DE	PC	AC	126,509	43,524	82,985	7,608
64602	549	INDEPENDENCE LIFE AND ANNUITY COMPANY	DE	LD	AC	3,169,858	3,004,462	165,396	0
58068		INDEPENDENT ORDER OF FORESTERS, THE (U.S. BRANCH)	NY	FB	AC	3,401,089	3,207,638	148,105	10,604
14265	246	INDIANA LUMBERMENS MUTUAL INSURANCE COMPANY	IN	PC	AC	58,902	42,929	15,973	0
81779		INDIVIDUAL ASSURANCE COMPANY, LIFE, HEALTH & ACCIDENT	OK	LD	AC	28,201	18,464	9,736	135
14406	315	INDUSTRIAL ALLIANCE INS AND FIN SVS INC. (U.S. BRANCH)	TX	LI	AC	260,994	190,695	70,299	275
11738	215	INFINITY AUTO INSURANCE COMPANY	OH	PC	AC	9,635	1,934	7,701	4,583
21792	215	INFINITY CASUALTY INSURANCE COMPANY	OH	PC	AC	7,646	1,461	6,185	13,417
22268	215	INFINITY INSURANCE COMPANY	IN	PC	AC	933,743	724,682	209,061	6,883
16802	215	INFINITY SAFEGUARD INSURANCE COMPANY	OH	PC	AC	5,037	1,455	3,582	13,369
38873	215	INFINITY SECURITY INSURANCE COMPANY	IN	PC	AC	5,873	1,454	4,419	0
20260	215	INFINITY SELECT INSURANCE COMPANY	IN	PC	AC	6,763	1,479	5,284	1,026
12599	215	INFINITY STANDARD INSURANCE COMPANY	IN	PC	AC	7,147	1,435	5,712	203
23264	199	INLAND INSURANCE COMPANY	NE	CI	AC	272,167	39,583	232,585	2
26700	111	INSURANCE COMPANY OF ILLINOIS	IL	PC	AC	23,727	2,360	21,367	0
22713	626	INSURANCE COMPANY OF NORTH AMERICA	PA	PC	AC	357,319	14,181	343,139	4
19429	12	INSURANCE COMPANY OF THE STATE OF PENNSYLVANIA, THE	IL	PC	AC	215,344	156,275	59,069	4,305
27847	922	INSURANCE COMPANY OF THE WEST	CA	PC	AC	2,788,143	1,678,797	1,109,346	1,636
43273	3279	INSURORS INDEMNITY COMPANY	TX	PC	AC	44,270	19,221	25,048	0
22772	4928	INTEGON INDEMNITY CORPORATION	NC	PC	AC	207,250	177,208	30,042	5,525

For more information about insurance companies, visit the Department's website at <https://insurance.az.gov/license-search>

DIRECT-WRITING INSURERS AUTHORIZED IN ARIZONA as of December 31, 2018 (\$000 omitted)

NAIC #	GROUP #	NAME	DOMICILE STATE	BUSINESS TYPE	STATUS	ASSETS	LIABILITIES	CAPITAL & SURPLUS	ARIZONA PREMIUMS
29742	4928	INTEGON NATIONAL INSURANCE COMPANY	NC	PC	AC	4,183,411	3,163,366	1,020,045	8,699
74780	836	INTEGRITY LIFE INSURANCE COMPANY	OH	LD	AC	9,415,089	8,283,823	1,131,266	16,654
11592	225	INTERNATIONAL FIDELITY INSURANCE COMPANY	NJ	CI	AC	228,149	132,274	95,875	1,169
64831	8	INTRAMERICA LIFE INSURANCE COMPANY	NY	LD	AC	31,799	21,474	10,325	0
10749	98	INTREPID INSURANCE COMPANY	IA	PC	AC	37,938	6,974	30,964	461
64904		INVESTORS HERITAGE LIFE INSURANCE COMPANY	KY	LD	AC	559,299	518,407	40,891	2,789
63487	449	INVESTORS LIFE INSURANCE COMPANY OF NORTH AMERICA	TX	LD	AC	569,009	512,508	56,501	136
50369	627	INVESTORS TITLE INSURANCE COMPANY	NC	TI	AC	179,299	67,616	11,168	0
23647	111	IRONSHORE INDEMNITY INC.	MN	PC	AC	235,373	146,950	88,422	2,033
25445	111	IRONSHORE SPECIALTY INSURANCE COMPANY	AZ	SD	AC	538,469	310,218	228,251	13,534
56707		ISDA FRATERNAL ASSOCIATION	PA	FB	AC	119,160	110,544	8,605	0
32921	2358	ISMIE MUTUAL INSURANCE COMPANY	IL	CI	AC	1,352,720	654,762	697,958	0
65056	918	JACKSON NATIONAL LIFE INSURANCE COMPANY	MI	LD	AC	224,874,557	220,086,117	4,788,440	284,483
11630	761	JEFFERSON INSURANCE COMPANY	NY	PC	AC	521,743	156,836	364,908	16,142
64017	140	JEFFERSON NATIONAL LIFE INSURANCE COMPANY	TX	LD	AC	6,172,234	6,129,574	42,661	27,467
14354	4889	JEWELERS MUTUAL INSURANCE COMPANY	WI	PC	AC	463,994	168,816	295,178	2,691
16116	4889	JM SPECIALTY INSURANCE COMPANY	WI	PC	AC	15,050	151	14,900	0
65080	19	JOHN ALDEN LIFE INSURANCE COMPANY	WI	LD	AC	208,762	190,847	17,915	181
93610	904	JOHN HANCOCK LIFE & HEALTH INSURANCE COMPANY	MA	LD	AC	13,819,768	12,826,976	992,792	1,057
65838	904	JOHN HANCOCK LIFE INSURANCE COMPANY (U.S.A.)	MI	LD	AC	219,955,898	211,086,594	8,869,304	352,768
65129	588	KANSAS CITY LIFE INSURANCE COMPANY	MO	LD	AC	3,333,231	3,055,074	278,157	3,193
10914	215	KEMPER INDEPENDENCE INSURANCE COMPANY	IL	PC	AC	96,566	87,207	9,359	9,828
12966		KEY INSURANCE COMPANY	KS	PC	AC	49,303	40,245	9,058	56

For more information about insurance companies, visit the Department's website at <https://insurance.az.gov/license-search>

DIRECT-WRITING INSURERS AUTHORIZED IN ARIZONA as of December 31, 2018 (\$000 omitted)

NAIC #	GROUP #	NAME	DOMICILE STATE	BUSINESS TYPE	STATUS	ASSETS	LIABILITIES	CAPITAL & SURPLUS	ARIZONA PREMIUMS
10885	98	KEY RISK INSURANCE COMPANY	IA	PC	AC	46,578	13,821	32,757	0
13722	1316	KNIGHTBROOK INSURANCE COMPANY	DE	PC	AC	144,065	71,591	72,474	769
58033		KNIGHTS OF COLUMBUS	CT	FB	AC	25,493,546	23,284,007	2,144,127	11,702
37800		KOOKMIN BEST INSURANCE CO., LTD.(U.S.BRANCH)	NY	PC	AC	248,314	147,506	100,808	0
56227		KSKJ LIFE, AMERICAN SLOVENIAN CATHOLIC UNION	IL	FB	AC	513,782	494,388	18,944	519
65242	836	LAFAYETTE LIFE INSURANCE COMPANY, THE	OH	LD	AC	5,493,453	5,159,068	334,385	12,449
20621	4829	LAMORAK INSURANCE COMPANY	PA	PC	AC	25,059	222	24,837	0
38148	456	LANCER INDEMNITY COMPANY	NY	PC	AC	22,328	10,302	12,026	0
26077	456	LANCER INSURANCE COMPANY	IL	PC	AC	717,181	502,405	214,776	3,302
37109	503	LANDCAR CASUALTY COMPANY	UT	CI	AC	49,204	30,931	18,273	4,359
92274	503	LANDCAR LIFE INSURANCE COMPANY	UT	LD	AC	26,366	4,563	21,803	0
82252		LANDMARK LIFE INSURANCE COMPANY	TX	LI	AC	46,092	40,965	5,127	36
71323		LANGHORNE REINSURANCE (ARIZONA) LTD	AZ	LD	AC	9,127	1,303	7,824	(1)
76503		LASSO HEALTHCARE INSURANCE COMPANY	TX	DI	AC	4,376	146	4,230	0
16023		LEMONADE INSURANCE COMPANY	NY	PC	AC	58,730	35,134	23,596	797
71595		LEWER LIFE INSURANCE COMPANY	MO	LD	AC	33,569	20,915	12,655	1
37940		LEXINGTON NATIONAL INSURANCE CORPORATION	FL	CI	AC	66,733	46,982	19,751	29
13307	3219	LEXON INSURANCE COMPANY	TX	CI	AC	273,323	204,504	68,819	1,695
68543	3436	LIBERTY BANKERS LIFE INSURANCE COMPANY	OK	LD	AC	1,846,871	1,615,169	231,702	2,759
42404	111	LIBERTY INSURANCE CORPORATION	IL	PC	AC	256,038	6,434	249,604	89,991
19917	111	LIBERTY INSURANCE UNDERWRITERS INC.	IL	PC	AC	284,533	147,513	137,020	83,713
65315	20	LIBERTY LIFE ASSURANCE COMPANY OF BOSTON	NH	LD	AC	3,866,338	3,490,937	375,402	47,072
23035	111	LIBERTY MUTUAL FIRE INSURANCE COMPANY	WI	PC	AC	6,545,646	4,860,609	1,685,037	40,159
23043	111	LIBERTY MUTUAL INSURANCE COMPANY	MA	PC	AC	48,830,564	32,465,234	16,365,330	18,932

For more information about insurance companies, visit the Department's website at <https://insurance.az.gov/license-search>

DIRECT-WRITING INSURERS AUTHORIZED IN ARIZONA as of December 31, 2018 (\$000 omitted)

NAIC #	GROUP #	NAME	DOMICILE STATE	BUSINESS TYPE	STATUS	ASSETS	LIABILITIES	CAPITAL & SURPLUS	ARIZONA PREMIUMS
12484	111	LIBERTY MUTUAL PERSONAL INSURANCE COMPANY	MA	PC	AC	13,001	18	12,982	1,308
65331	290	LIBERTY NATIONAL LIFE INSURANCE COMPANY	NE	LD	AC	7,793,015	7,222,952	570,064	3,971
11746	111	LIBERTY PERSONAL INSURANCE COMPANY	NH	PC	AC	17,296	564	16,733	0
66753		LIBERTY UNION LIFE ASSURANCE COMPANY	MI	LD	AC	14,716	6,275	8,132	0
65498	901	LIFE INSURANCE COMPANY OF NORTH AMERICA	PA	LD	AC	8,667,896	6,891,720	1,776,176	76,051
65528	634	LIFE INSURANCE COMPANY OF THE SOUTHWEST	TX	LD	AC	19,775,618	18,534,514	1,241,105	48,041
81132	520	LIFE OF AMERICA INSURANCE COMPANY	TX	LD	AC	11,856	9,420	2,436	4
97691	4718	LIFE OF THE SOUTH INSURANCE COMPANY	GA	LD	AC	111,032	88,279	22,753	17
91898		LIFECARE ASSURANCE COMPANY	AZ	LD	AC	2,544,591	2,482,740	61,851	0
97985	1207	LIFEMAP ASSURANCE COMPANY	OR	LD	AC	94,178	46,138	48,040	0
77720	572	LIFESECURE INSURANCE COMPANY	MI	LD	AC	415,984	369,089	46,895	566
99724	2858	LIFESHIELD NATIONAL INSURANCE CO.	OK	LD	AC	92,361	62,006	30,355	3,238
65595	4815	LINCOLN BENEFIT LIFE COMPANY	NE	LD	AC	10,462,537	10,082,608	379,929	25,292
65927		LINCOLN HERITAGE LIFE INSURANCE COMPANY	IL	LD	AC	1,033,901	944,324	89,577	8,002
62057	20	LINCOLN LIFE & ANNUITY COMPANY OF NEW YORK	NY	LD	AC	14,482,181	13,364,614	1,117,567	827
65676	20	LINCOLN NATIONAL LIFE INSURANCE COMPANY, THE	IN	LD	AC	238,248,101	230,168,393	8,079,708	480,307
11075		LION INSURANCE COMPANY	FL	CI	AC	282,175	179,217	102,958	368
36447	111	LM GENERAL INSURANCE COMPANY	IL	PC	AC	11,666	612	11,054	151,810
33600	111	LM INSURANCE CORPORATION	IL	PC	AC	124,502	5,443	119,059	14,204
32352	111	LM PROPERTY AND CASUALTY INSURANCE COMPANY	IN	PC	AC	63,568	28,233	35,335	0
60232	4844	LOMBARD INTERNATIONAL LIFE ASSURANCE COMPANY	PA	LD	AC	6,783,881	6,757,714	26,167	7,314
76694	769	LONDON LIFE REINSURANCE COMPANY	PA	LD	AC	154,312	91,146	63,167	0

For more information about insurance companies, visit the Department's website at <https://insurance.az.gov/license-search>

DIRECT-WRITING INSURERS AUTHORIZED IN ARIZONA as of December 31, 2018 (\$000 omitted)

NAIC #	GROUP #	NAME	DOMICILE STATE	BUSINESS TYPE	STATUS	ASSETS	LIABILITIES	CAPITAL & SURPLUS	ARIZONA PREMIUMS
15211	4776	LONE STAR ALLIANCE, INC., A RISK RETENTION GROUP	DC	RG	AC	19,214	15,751	3,462	4,588
68446	850	LONGEVITY INSURANCE COMPANY	TX	LD	AC	7,713	31	7,682	12
11198	3702	LOYA INSURANCE COMPANY	TX	PC	AC	308,394	192,606	115,789	5,059
65722	901	LOYAL AMERICAN LIFE INSURANCE COMPANY	OH	LD	AC	338,740	221,899	116,841	1,310
56758		LOYAL CHRISTIAN BENEFIT ASSOCIATION	PA	FB	AC	192,580	187,992	3,653	546
73504	181	LUMICO LIFE INSURANCE COMPANY	MO	LD	AC	60,296	14,149	46,147	604
10051	4718	LYNDON SOUTHERN INSURANCE COMPANY	DE	PC	AC	237,184	176,018	61,166	968
65781	450	MADISON NATIONAL LIFE INSURANCE COMPANY, INC.	WI	LD	AC	337,362	141,332	196,030	1,665
14641	1260	MAGELLAN COMPLETE CARE OF ARIZONA, INC.	AZ	HC	AC	17,445	7,654	9,781	5,690
97292	1260	MAGELLAN LIFE INSURANCE COMPANY	DE	LD	AC	11,052	963	10,030	0
11054	4725	MAIDEN REINSURANCE NORTH AMERICA, INC.	MO	PC	AC	1,312,928	959,500	353,428	0
34460		MAIDSTONE INSURANCE COMPANY	NY	PC	AC	47,476	42,708	4,768	0
13026	311	MAIN STREET AMERICA PROTECTION INSURANCE COMPANY	FL	PC	AC	23,659	98	23,561	792
65870	1117	MANHATTAN LIFE INSURANCE COMPANY, THE	NY	LD	AC	633,256	574,211	59,045	7,138
67083	84	MANHATTAN NATIONAL LIFE INSURANCE COMPANY	OH	LD	AC	149,753	140,808	8,946	185
61883	1117	MANHATTANLIFE ASSURANCE COMPANY OF AMERICA	AR	LD	AC	700,471	546,799	153,672	3,773
36897	150	MANUFACTURERS ALLIANCE INSURANCE COMPANY	PA	PC	AC	235,437	163,232	72,204	1,058
23876	411	MAPFRE INSURANCE COMPANY	NJ	PC	AC	80,988	59,158	21,831	7,720
28932	785	MARKEL AMERICAN INSURANCE COMPANY	VA	PC	AC	838,216	656,773	181,444	7,771
38970	785	MARKEL INSURANCE COMPANY	IL	PC	AC	2,465,082	1,272,681	1,192,400	7,096
87394		MARQUETTE INDEMNITY & LIFE INSURANCE COMPANY	AZ	LD	AC	5,757	3,589	2,168	0
22306	88	MASSACHUSETTS BAY INSURANCE COMPANY	NH	PC	AC	65,793	20	65,774	5,044

For more information about insurance companies, visit the Department's website at <https://insurance.az.gov/license-search>

DIRECT-WRITING INSURERS AUTHORIZED IN ARIZONA as of December 31, 2018 (\$000 omitted)

NAIC #	GROUP #	NAME	DOMICILE STATE	BUSINESS TYPE	STATUS	ASSETS	LIABILITIES	CAPITAL & SURPLUS	ARIZONA PREMIUMS
65935	435	MASSACHUSETTS MUTUAL LIFE INSURANCE COMPANY	MA	LD	AC	243,646,846	228,037,060	15,609,786	198,489
10784	91	MAXUM CASUALTY INSURANCE COMPANY	CT	PC	AC	26,206	7,967	18,239	509
12041	528	MBIA INSURANCE CORPORATION	NY	CI	AC	235,892	(120,048)	355,941	0
69515	1186	MEDAMERICA INSURANCE COMPANY	PA	LD	AC	1,199,752	1,168,747	31,006	1,311
15738	464	MEDCHOICE RISK RETENTION GROUP, INC.	VT	RG	AC	6,922	5,060	1,862	669
63762	901	MEDCO CONTAINMENT LIFE INSURANCE COMPANY	PA	LD	AC	1,182,061	775,264	388,355	12,447
32433		MEDICAL INSURANCE EXCHANGE OF CALIFORNIA	CA	CI	AC	397,170	226,679	170,491	0
11843	31	MEDICAL PROTECTIVE COMPANY, THE	IN	CI	AC	3,204,062	1,265,588	1,938,475	9,920
79987	3527	MEDICO CORP LIFE INSURANCE COMPANY	IA	LD	AC	73,543	48,586	24,957	7,725
31119	3527	MEDICO INSURANCE COMPANY	IA	LD	AC	83,686	45,962	37,724	2,629
65641	3527	MEDICO LIFE AND HEALTH INSURANCE COMPANY	IA	LD	AC	15,962	1,937	14,026	4
12754	1282	MEDICUS INSURANCE COMPANY	TX	CI	AC	11,325	2,891	8,434	0
95982		MEDISUN, INC.	AZ	HC	AC	110,011	43,234	58,730	551,997
22241	2698	MEDMARC CASUALTY INSURANCE COMPANY	VT	PC	AC	261,996	90,164	171,832	1,577
62375	730	MEDMUTUAL LIFE INSURANCE COMPANY	OH	LD	AC	44,864	13,094	31,770	0
94587	4677	MEMBERS HEALTH INSURANCE COMPANY	AZ	LD	AC	41,574	5,694	32,238	0
86126	306	MEMBERS LIFE INSURANCE COMPANY	IA	LD	AC	164,738	125,292	39,447	10,223
11030	1332	MEMIC INDEMNITY COMPANY	NH	CI	AC	604,479	444,234	160,245	284
22454	4937	MENDAKOTA INSURANCE COMPANY	MN	PC	AC	11,186	1,732	9,454	0
33650	4937	MENDOTA INSURANCE COMPANY	MN	PC	AC	94,291	68,629	25,662	5,905
44237		MENTAL HEALTH RISK RETENTION GROUP, INC.	VT	RG	AC	31,280	14,454	16,826	443
31968	215	MERASTAR INSURANCE COMPANY	IL	PC	AC	42,080	34,264	7,816	32
14494	3479	MERCHANTS BONDING COMPANY (MUTUAL)	IA	CI	AC	226,033	91,292	134,741	5,412
11595	3479	MERCHANTS NATIONAL BONDING, INC.	IA	CI	AC	39,519	22,298	17,221	1,722

For more information about insurance companies, visit the Department's website at <https://insurance.az.gov/license-search>

DIRECT-WRITING INSURERS AUTHORIZED IN ARIZONA as of December 31, 2018 (\$000 omitted)

NAIC #	GROUP #	NAME	DOMICILE STATE	BUSINESS TYPE	STATUS	ASSETS	LIABILITIES	CAPITAL & SURPLUS	ARIZONA PREMIUMS
11908	660	MERCURY CASUALTY COMPANY	CA	PC	AC	1,919,527	970,929	948,599	22,931
23353	175	MERIDIAN SECURITY INSURANCE COMPANY	IN	PC	AC	155,274	80,697	74,577	128
18750	1260	MERIT HEALTH INSURANCE COMPANY	IL	DI	AC	134,234	74,103	53,455	4,665
65951	4734	MERIT LIFE INSURANCE CO.	TX	LD	AC	351,435	257,335	94,100	(560)
24821	1281	MERITPLAN INSURANCE COMPANY	CA	PC	AC	13,628	170	13,458	0
16187		METROMILE INSURANCE COMPANY	DE	PC	AC	63,823	46,250	17,573	776
40169	241	METROPOLITAN CASUALTY INSURANCE COMPANY	RI	PC	AC	235,578	165,978	69,600	11,633
25321	241	METROPOLITAN DIRECT PROPERTY AND CASUALTY INSURANCE CO.	RI	PC	AC	176,721	130,066	46,655	354
39950	241	METROPOLITAN GENERAL INSURANCE COMPANY	RI	PC	AC	43,346	5,664	37,682	188
34339	241	METROPOLITAN GROUP PROPERTY AND CASUALTY INSURANCE CO.	RI	PC	AC	720,349	322,640	397,709	31,350
65978	241	METROPOLITAN LIFE INSURANCE COMPANY	NY	LD	AC	378,079,610	366,981,531	11,098,079	1,055,186
26298	241	METROPOLITAN PROPERTY AND CASUALTY INSURANCE COMPANY	RI	PC	AC	6,842,386	4,520,345	2,322,041	16,294
97136	241	METROPOLITAN TOWER LIFE INSURANCE COMPANY	NE	LD	AC	20,617,233	19,067,797	1,549,435	10,897
15613		MG INSURANCE COMPANY	AZ	DI	AC	28,809	21	24,625	0
40150		MGA INSURANCE COMPANY, INC.	TX	PC	AC	332,595	223,435	109,160	22,683
22594	105	MGIC ASSURANCE CORPORATION	WI	CI	AC	51,341	1,585	49,756	0
10682	105	MGIC CREDIT ASSURANCE CORPORATION	WI	MG	AC	8,756	198	8,558	0
18740	105	MGIC INDEMNITY CORPORATION	WI	MG	AC	151,894	54,951	96,943	0
38660	4928	MIC GENERAL INSURANCE CORPORATION	MI	PC	AC	60,265	29,367	30,898	27,941
38601	79	MIC PROPERTY AND CASUALTY INSURANCE CORPORATION	MI	PC	AC	103,375	47,477	55,897	2,454
15527	4878	MICA RISK RETENTION GROUP, INC.	DC	RG	AC	747	19	727	0

For more information about insurance companies, visit the Department's website at <https://insurance.az.gov/license-search>

DIRECT-WRITING INSURERS AUTHORIZED IN ARIZONA as of December 31, 2018 (\$000 omitted)

NAIC #	GROUP #	NAME	DOMICILE STATE	BUSINESS TYPE	STATUS	ASSETS	LIABILITIES	CAPITAL & SURPLUS	ARIZONA PREMIUMS
14508	309	MICHIGAN MILLERS MUTUAL INSURANCE COMPANY	MI	PC	AC	187,077	118,795	68,283	0
21687	69	MID-CENTURY INSURANCE COMPANY	CA	PC	AC	7,003,468	3,218,365	3,785,103	29,929
23418	84	MID-CONTINENT CASUALTY COMPANY	OH	PC	AC	540,750	363,874	176,876	133
23434	169	MIDDLESEX INSURANCE COMPANY	WI	PC	AC	791,312	548,025	243,287	27
66044	431	MIDLAND NATIONAL LIFE INSURANCE COMPANY	IA	LD	AC	57,914,703	54,343,495	3,571,208	112,983
20451		MIDSTATES REINSURANCE CORPORATION	IL	PC	SU	73,407	45,807	27,600	0
27138	473	MIDVALE INDEMNITY COMPANY	WI	PC	AC	59,133	45,390	13,743	3,738
13126	4767	MIDWEST BUILDERS' CASUALTY MUTUAL COMPANY	KS	PC	AC	113,341	56,876	56,465	148
23612	98	MIDWEST EMPLOYERS CASUALTY COMPANY	DE	PC	AC	153,322	45,058	108,265	2,986
23574	4911	MIDWEST FAMILY MUTUAL INSURANCE COMPANY	IA	PC	AC	292,448	194,845	97,603	13,290
10895	4810	MIDWEST INSURANCE COMPANY	IL	CI	AC	102,569	60,546	42,023	0
66087	707	MID-WEST NATIONAL LIFE INSURANCE COMPANY OF TENN.	TX	LD	AC	62,703	33,845	28,858	247
66109	4832	MIDWESTERN UNITED LIFE INSURANCE COMPANY	IN	LD	AC	231,588	103,417	128,171	26
41653	175	MILBANK INSURANCE COMPANY	IA	PC	AC	612,301	454,320	157,980	5,259
26662	2538	MILFORD CASUALTY INSURANCE COMPANY	DE	PC	AC	56,766	32,890	23,876	1,995
42234	4910	MINNESOTA LAWYERS MUTUAL INSURANCE COMPANY	MN	CI	AC	191,694	87,040	104,653	0
66168	869	MINNESOTA LIFE INSURANCE COMPANY	MN	LD	AC	46,519,385	43,670,418	2,848,967	123,330
20362	4715	MITSUI SUMITOMO INSURANCE COMPANY OF AMERICA	NY	PC	AC	1,013,786	636,114	377,672	2,920
22551	4715	MITSUI SUMITOMO INSURANCE USA INC.	NY	PC	AC	145,497	77,470	68,027	3,237
16942	4790	MMIC INSURANCE, INC.	MN	CI	AC	637,697	277,085	360,612	0
14062		MMIC RISK RETENTION GROUP, INC.	DC	RG	AC	708	21	688	26
70416	435	MML BAY STATE LIFE INSURANCE COMPANY	CT	LD	AC	4,859,690	4,549,759	309,931	779

For more information about insurance companies, visit the Department's website at <https://insurance.az.gov/license-search>

DIRECT-WRITING INSURERS AUTHORIZED IN ARIZONA as of December 31, 2018 (\$000 omitted)

NAIC #	GROUP #	NAME	DOMICILE STATE	BUSINESS TYPE	STATUS	ASSETS	LIABILITIES	CAPITAL & SURPLUS	ARIZONA PREMIUMS
16392	1278	MOBITAS INSURANCE COMPANY	AZ	PC	AC	15,061	13	15,048	0
57541		MODERN WOODMEN OF AMERICA	IL	FB	AC	16,518,901	13,930,965	1,878,929	6,416
81442	4719	MONITOR LIFE INSURANCE COMPANY OF NEW YORK	NY	LD	AC	20,967	9,138	11,830	156
32506	474	MONROE GUARANTY INSURANCE COMPANY	IN	PC	AC	53,908	(1,267)	55,174	0
23540	802	MONTEREY INSURANCE COMPANY	CA	PC	AC	77,388	65,043	12,346	12
66370	458	MONY LIFE INSURANCE COMPANY	NY	LD	AC	7,062,672	6,640,876	421,795	2,432
78077	968	MONY LIFE INSURANCE COMPANY OF AMERICA	AZ	LD	AC	3,704,847	3,482,400	222,446	10,650
29858	105	MORTGAGE GUARANTY INSURANCE CORPORATION	WI	MG	AC	4,974,334	3,292,999	1,681,335	28,955
13331	291	MOTORISTS COMMERCIAL MUTUAL INSURANCE COMPANY	OH	PC	AC	459,876	309,262	150,615	0
22012	79	MOTORS INSURANCE CORPORATION	MI	PC	AC	1,906,891	1,144,216	762,675	443
11547		MOUNTAIN LAUREL RISK RETENTION GROUP, INC.	VT	RG	AC	19,078	10,667	8,411	0
80020		MOUNTAIN LIFE INSURANCE COMPANY	TN	LD	AC	6,104	2,346	3,759	0
11585		MOUNTAIN STATES HEALTHCARE RECIPROCAL RRG	MT	RG	AC	73,099	52,290	20,809	0
10177	250	MOUNTAIN STATES INDEMNITY COMPANY	NM	PC	AC	17,682	4,807	12,876	0
29440	4683	MOUNTAIN WEST FARM BUREAU MUTUAL INSURANCE COMPANY	WY	PC	AC	371,844	229,739	142,105	0
42242	4485	MOUNTAINPOINT INSURANCE COMPANY	AZ	PC	AC	12,394	179	12,215	1,486
66346	361	MUNICH AMERICAN REASSURANCE COMPANY	GA	LD	AC	8,138,174	7,499,616	638,558	0
69604	361	MUNICH RE US LIFE CORPORATION	GA	LD	AC	10,544	2,461	8,083	0
10227	361	MUNICH REINSURANCE AMERICA, INC.	DE	PC	AC	18,155,478	14,436,744	3,718,734	0
13559	194	MUNICIPAL ASSURANCE CORP.	NY	CI	AC	735,763	414,834	320,928	33
32832	4878	MUTUAL INSURANCE COMPANY OF ARIZONA	AZ	CI	AC	1,089,029	413,205	675,824	91,388

For more information about insurance companies, visit the Department's website at <https://insurance.az.gov/license-search>

DIRECT-WRITING INSURERS AUTHORIZED IN ARIZONA as of December 31, 2018 (\$000 omitted)

NAIC #	GROUP #	NAME	DOMICILE STATE	BUSINESS TYPE	STATUS	ASSETS	LIABILITIES	CAPITAL & SURPLUS	ARIZONA PREMIUMS
88668		MUTUAL OF AMERICA LIFE INSURANCE COMPANY	NY	LD	AC	20,380,808	19,453,604	927,204	28,625
14761	333	MUTUAL OF ENUMCLAW INSURANCE COMPANY	OR	PC	AC	765,757	435,947	329,810	35,476
71412	261	MUTUAL OF OMAHA INSURANCE COMPANY	NE	LD	AC	8,084,019	4,911,302	3,172,717	24,204
26257		MUTUAL RISK RETENTION GROUP, INC. (THE)	HI	RG	AC	113,116	56,047	57,069	788
66427	525	MUTUAL TRUST LIC, A PAN-AMERICAN LIFE INS GROUP STK CO	IL	LD	AC	2,043,985	1,891,085	152,900	2,998
11878		MUTUALAID EXCHANGE	KS	PC	AC	31,178	15,865	15,313	2
68284	4736	NASSAU LIFE INSURANCE COMPANY OF KANSAS	KS	LD	AC	74,219	57,268	16,951	57
14366		NASW RISK RETENTION GROUP, INC.	DC	RG	AC	18,476	5,988	12,488	80
23663	4935	NATIONAL AMERICAN INSURANCE COMPANY	OK	PC	AC	245,170	170,800	74,370	22
23671	4734	NATIONAL AMERICAN INSURANCE COMPANY OF CALIFORNIA	CA	PC	AC	23,447	17,047	6,400	0
61409	4750	NATIONAL BENEFIT LIFE INSURANCE COMPANY	NY	LD	AC	566,860	412,912	153,948	373
11991	140	NATIONAL CASUALTY COMPANY	OH	PC	AC	453,690	310,716	142,974	14,033
10083		NATIONAL CATHOLIC RISK RETENTION GROUP, INC. (THE)	VT	RG	AC	64,301	47,698	16,602	0
10243	155	NATIONAL CONTINENTAL INSURANCE COMPANY	NY	PC	AC	170,712	90,081	80,631	666
66540	449	NATIONAL FARMERS UNION LIFE INSURANCE COMPANY	TX	LD	AC	191,053	142,746	48,307	56
16217	796	NATIONAL FARMERS UNION PROPERTY AND CASUALTY COMPANY	WI	PC	AC	142,669	101,202	41,467	169
15679		NATIONAL FIRE AND INDEMNITY EXCHANGE	MO	PC	AC	11,171	5,073	6,098	34
20478	218	NATIONAL FIRE INSURANCE COMPANY OF HARTFORD	IL	PC	AC	110,316	15	110,301	5,302
98205	839	NATIONAL FOUNDATION LIFE INSURANCE COMPANY	TX	LD	AC	53,806	20,855	32,951	1,543

For more information about insurance companies, visit the Department's website at <https://insurance.az.gov/license-search>

DIRECT-WRITING INSURERS AUTHORIZED IN ARIZONA as of December 31, 2018 (\$000 omitted)

NAIC #	GROUP #	NAME	DOMICILE STATE	BUSINESS TYPE	STATUS	ASSETS	LIABILITIES	CAPITAL & SURPLUS	ARIZONA PREMIUMS
42447	4928	NATIONAL GENERAL ASSURANCE COMPANY	MO	PC	AC	33,863	17,254	16,609	1,825
23728	4928	NATIONAL GENERAL INSURANCE COMPANY	MO	PC	AC	58,156	33,219	24,937	16,688
11044	4928	NATIONAL GENERAL INSURANCE ONLINE, INC.	MO	PC	AC	27,463	15,675	11,789	290
66583	1211	NATIONAL GUARDIAN LIFE INSURANCE COMPANY	WI	LD	AC	4,080,043	3,746,803	333,240	15,458
82538	4928	NATIONAL HEALTH INSURANCE COMPANY	TX	LD	AC	59,431	40,580	18,851	22,720
44016	4734	NATIONAL HOME INS. CO., A RISK RETENTION GROUP	CO	RG	AC	8,027	3,444	4,583	0
20087	31	NATIONAL INDEMNITY COMPANY	NE	PC	AC	228,201,644	105,730,558	122,471,086	9,513
11197		NATIONAL INDEPENDENT TRUCKERS INS. CO., A RRG	SC	RG	AC	16,784	7,674	9,111	9
27944	111	NATIONAL INSURANCE ASSOCIATION	IN	PC	AC	13,955	9	13,946	0
32620	84	NATIONAL INTERSTATE INSURANCE COMPANY	OH	PC	AC	1,283,039	1,017,522	265,517	8,710
20052	31	NATIONAL LIABILITY & FIRE INSURANCE COMPANY	CT	PC	AC	2,742,921	1,595,892	1,147,029	5,773
66680	634	NATIONAL LIFE INSURANCE COMPANY	VT	LD	AC	9,502,838	7,371,732	2,131,106	3,441
15474	732	NATIONAL LLOYDS INSURANCE COMPANY	TX	PC	AC	159,297	80,661	78,636	0
13695	4760	NATIONAL MORTGAGE INSURANCE CORPORATION	WI	MG	AC	942,794	539,653	403,141	16,226
56073		NATIONAL MUTUAL BENEFIT	WI	FB	AC	344,495	307,303	35,032	191
15952		NATIONAL PROSPERITY LIFE AND HEALTH INSURANCE COMPANY, INC.	TX	LD	AC	2,160	107	2,053	0
23825	528	NATIONAL PUBLIC FINANCE GUARANTEE CORPORATION	NY	CI	AC	3,331,174	1,333,484	1,997,691	0
85472	704	NATIONAL SECURITY LIFE AND ANNUITY COMPANY	NY	LI	AC	434,122	411,103	23,019	0
10234	4736	NATIONAL SERVICE CONTRACT INSURANCE COMPANY RRG, INC.	DC	RG	AC	4,090	1,668	2,422	140
56782		NATIONAL SLOVAK SOCIETY OF THE USA, THE	PA	FB	AC	1,212,099	1,154,600	57,303	259

For more information about insurance companies, visit the Department's website at <https://insurance.az.gov/license-search>

DIRECT-WRITING INSURERS AUTHORIZED IN ARIZONA as of December 31, 2018 (\$000 omitted)

NAIC #	GROUP #	NAME	DOMICILE STATE	BUSINESS TYPE	STATUS	ASSETS	LIABILITIES	CAPITAL & SURPLUS	ARIZONA PREMIUMS
22608	785	NATIONAL SPECIALTY INSURANCE COMPANY	TX	PC	AC	104,294	48,899	55,395	2,137
21881	761	NATIONAL SURETY CORPORATION	IL	PC	AC	148,005	72,451	75,555	3,984
87963	4796	NATIONAL TEACHERS ASSOCIATES LIFE INSURANCE COMPANY	TX	LD	AC	583,645	444,932	138,713	450
51020	670	NATIONAL TITLE INSURANCE OF NEW YORK INC.	NY	TI	AC	104,482	63,457	4,102	2,719
16011		NATIONAL TRANSPORTATION INSURANCE COMPANY RRG, LLC	NC	RG	AC	12,089	7,580	4,510	454
20141	474	NATIONAL TRUST INSURANCE COMPANY	IN	PC	AC	37,948	(490)	38,437	0
19445	12	NATIONAL UNION FIRE INSURANCE COMPANY OF PITTSBURGH, PA	PA	PC	AC	24,190,644	18,670,955	5,519,689	68,348
19119		NATIONAL UNITY INSURANCE COMPANY	TX	PC	AC	32,261	23,222	9,039	0
66850	4941	NATIONAL WESTERN LIFE INSURANCE COMPANY	CO	LD	AC	10,991,032	9,572,006	1,419,026	34,921
26093	140	NATIONWIDE AFFINITY INSURANCE COMPANY OF AMERICA	OH	PC	AC	257,848	247,065	10,783	12,801
28223	140	NATIONWIDE AGRIBUSINESS INSURANCE COMPANY	IA	PC	AC	778,045	582,697	195,348	12,154
10723	140	NATIONWIDE ASSURANCE COMPANY	OH	PC	AC	96,220	61,699	34,521	(0)
23760	140	NATIONWIDE GENERAL INSURANCE COMPANY	OH	PC	AC	632,966	397,950	235,016	2,754
25453	140	NATIONWIDE INSURANCE COMPANY OF AMERICA	OH	PC	AC	424,517	266,069	158,448	17,694
92657	140	NATIONWIDE LIFE AND ANNUITY INSURANCE COMPANY	OH	LD	AC	25,929,226	24,461,516	1,467,710	207,427
66869	140	NATIONWIDE LIFE INSURANCE COMPANY	OH	LD	AC	139,341,303	132,496,217	6,845,086	461,849
23779	140	NATIONWIDE MUTUAL FIRE INSURANCE COMPANY	OH	PC	AC	8,204,955	5,952,314	2,252,641	392
23787	140	NATIONWIDE MUTUAL INSURANCE COMPANY	OH	PC	AC	34,671,786	22,612,912	12,058,873	33,005
37877	140	NATIONWIDE PROPERTY AND CASUALTY INSURANCE COMPANY	OH	PC	AC	511,221	477,474	33,747	0

For more information about insurance companies, visit the Department's website at <https://insurance.az.gov/license-search>

DIRECT-WRITING INSURERS AUTHORIZED IN ARIZONA as of December 31, 2018 (\$000 omitted)

NAIC #	GROUP #	NAME	DOMICILE STATE	BUSINESS TYPE	STATUS	ASSETS	LIABILITIES	CAPITAL & SURPLUS	ARIZONA PREMIUMS
25240	796	NAU COUNTRY INSURANCE COMPANY	MN	PC	AC	1,015,390	720,735	294,655	4,681
17370	98	NAUTILUS INSURANCE COMPANY	AZ	PC	AC	281,522	110,055	171,467	5,588
42307	91	NAVIGATORS INSURANCE COMPANY	NY	PC	AC	3,326,510	2,321,430	1,005,080	10,796
15865	2638	NCMIC INSURANCE COMPANY	IA	CI	AC	818,306	511,832	306,474	1,668
24171	111	NETHERLANDS INSURANCE COMPANY, THE	NH	PC	AC	99,220	7,773	91,447	1
10007	309	NEVADA GENERAL INSURANCE COMPANY	NV	PC	AC	15,301	8,999	6,303	443
21830	91	NEW ENGLAND INSURANCE COMPANY	CT	PC	AC	19,208	2,908	16,300	0
91626	4932	NEW ENGLAND LIFE INSURANCE COMPANY	MA	LD	AC	8,500,669	8,287,533	213,136	3,233
41629	91	NEW ENGLAND REINSURANCE CORPORATION	CT	PC	AC	27,154	2,679	24,475	0
78743	520	NEW ERA LIFE INSURANCE COMPANY	TX	LD	AC	543,062	452,853	90,210	11
69698	520	NEW ERA LIFE INSURANCE COMPANY OF THE MIDWEST	TX	LD	AC	140,182	126,165	14,017	0
23841	12	NEW HAMPSHIRE INSURANCE COMPANY	IL	PC	AC	82,871	20,496	62,376	18,694
13792		NEW HOME WARRANTY INSURANCE CO., A RISK RETENTION GROUP	DC	RG	AC	26,246	19,175	7,071	509
23051	1112	NEW MEXICO FOUNDATION INSURANCE COMPANY	NM	PC	AC	24,187	5,880	18,308	0
91596	826	NEW YORK LIFE INSURANCE AND ANNUITY CORPORATION	DE	LD	AC	153,457,660	144,871,550	8,586,110	235,591
66915	826	NEW YORK LIFE INSURANCE COMPANY	NY	LD	AC	180,036,224	159,029,754	21,006,470	147,743
16608	256	NEW YORK MARINE AND GENERAL INSURANCE COMPANY	NY	PC	AC	1,977,204	1,503,630	473,574	8,470
24848	1281	NEWPORT INSURANCE COMPANY	AZ	PC	AC	11,971	390	11,581	0
16285		NEXT INSURANCE US COMPANY	DE	PC	AC	9,038	84	8,953	0
14788	311	NGM INSURANCE COMPANY	FL	PC	AC	2,521,159	1,971,156	550,003	5,402
81264		NIPPON LIFE INSURANCE COMPANY OF AMERICA	IA	LD	AC	224,132	80,827	143,305	65
33200	1282	NORCAL MUTUAL INSURANCE COMPANY	CA	CI	AC	1,529,139	786,797	742,342	7,625

For more information about insurance companies, visit the Department's website at <https://insurance.az.gov/license-search>

DIRECT-WRITING INSURERS AUTHORIZED IN ARIZONA as of December 31, 2018 (\$000 omitted)

NAIC #	GROUP #	NAME	DOMICILE STATE	BUSINESS TYPE	STATUS	ASSETS	LIABILITIES	CAPITAL & SURPLUS	ARIZONA PREMIUMS
31470	31	NORGUARD INSURANCE COMPANY	PA	PC	AC	1,304,595	1,038,122	266,473	4,703
66974	431	NORTH AMERICAN COMPANY FOR LIFE AND HEALTH INSURANCE	IA	LD	AC	27,330,486	25,899,313	1,431,173	114,113
29700	181	NORTH AMERICAN ELITE INSURANCE COMPANY	NH	PC	AC	136,097	94,915	41,182	8,524
60118		NORTH AMERICAN NATIONAL RE INSURANCE COMPANY	AZ	LD	AC	33,394	22,883	10,512	0
29874	181	NORTH AMERICAN SPECIALTY INSURANCE COMPANY	NH	PC	AC	529,896	195,645	334,251	3,022
50130		NORTH AMERICAN TITLE INSURANCE COMPANY	CA	TI	AC	95,634	61,057	3,457	6,414
27740	796	NORTH POINTE INSURANCE COMPANY	PA	PC	AC	24,357	10,901	13,456	311
21105	158	NORTH RIVER INSURANCE COMPANY, THE	NJ	PC	AC	1,046,058	763,791	282,267	2,605
24031	3548	NORTHLAND CASUALTY COMPANY	CT	PC	AC	112,569	75,259	37,310	(0)
24015	3548	NORTHLAND INSURANCE COMPANY	CT	PC	AC	1,207,418	703,130	504,289	11,962
69000	860	NORTHWESTERN LONG TERM CARE INSURANCE COMPANY	WI	LD	AC	240,434	98,666	141,768	8,167
67091	860	NORTHWESTERN MUTUAL LIFE INSURANCE COMPANY, THE	WI	LD	AC	272,167,485	250,033,334	22,134,150	146,233
42552	88	NOVA CASUALTY COMPANY	NY	PC	AC	95,985	4,870	91,115	3,001
39608	91	NUTMEG INSURANCE COMPANY	CT	PC	AC	479,389	188,926	290,463	12
81353	826	NYLIFE INSURANCE COMPANY OF ARIZONA	AZ	LD	AC	176,583	63,154	113,429	692
34630	31	OAK RIVER INSURANCE COMPANY	NE	CI	AC	863,586	537,115	326,471	402
31208	4863	OAKWOOD INSURANCE COMPANY	TN	PC	AC	66,717	26,215	40,502	0
15645	4904	OBI AMERICA INSURANCE COMPANY	PA	CI	AC	15,717	43	15,674	3
14190	4904	OBI NATIONAL INSURANCE COMPANY	PA	PC	AC	13,430	42	13,388	2,437
23248	225	OCCIDENTAL FIRE & CASUALTY COMPANY OF NORTH CAROLINA	NC	PC	AC	377,575	204,622	172,952	4,023
67148	315	OCCIDENTAL LIFE INSURANCE COMPANY OF NORTH CAROLINA	TX	LD	AC	253,148	225,443	27,704	600

For more information about insurance companies, visit the Department's website at <https://insurance.az.gov/license-search>

DIRECT-WRITING INSURERS AUTHORIZED IN ARIZONA as of December 31, 2018 (\$000 omitted)

NAIC #	GROUP #	NAME	DOMICILE STATE	BUSINESS TYPE	STATUS	ASSETS	LIABILITIES	CAPITAL & SURPLUS	ARIZONA PREMIUMS
23680	158	ODYSSEY REINSURANCE COMPANY	CT	PC	AC	8,089,407	4,792,389	3,297,018	0
35602	831	OHIC INSURANCE COMPANY	OH	PC	AC	19,301	164	19,137	0
24074	111	OHIO CASUALTY INSURANCE COMPANY, THE	NH	PC	AC	6,496,561	4,666,155	1,830,406	12,708
24104	228	OHIO FARMERS INSURANCE COMPANY	OH	PC	AC	3,019,493	742,095	2,277,398	2
26565		OHIO INDEMNITY COMPANY	OH	PC	AC	167,021	120,319	46,702	5,281
89206	704	OHIO NATIONAL LIFE ASSURANCE CORPORATION	OH	LD	AC	4,054,307	3,763,881	290,426	6,985
67172	704	OHIO NATIONAL LIFE INSURANCE COMPANY, THE	OH	LD	AC	29,084,434	28,065,362	1,019,073	35,100
24082	111	OHIO SECURITY INSURANCE COMPANY	NH	PC	AC	15,847	2,199	13,648	42,018
67180		OHIO STATE LIFE INSURANCE COMPANY, THE	TX	LD	AC	14,717	4,340	10,377	367
11665	4762	OLD AMERICAN INDEMNITY COMPANY	KY	PC	AC	11,061	1,462	9,599	0
67199	588	OLD AMERICAN INSURANCE COMPANY	MO	LD	AC	268,672	247,069	21,603	3,049
17558	228	OLD GUARD INSURANCE COMPANY	OH	PC	AC	472,830	261,433	211,396	0
24139	150	OLD REPUBLIC GENERAL INSURANCE CORPORATION	IL	PC	AC	2,181,858	1,513,390	668,467	3,483
24147	150	OLD REPUBLIC INSURANCE COMPANY	PA	PC	AC	2,910,392	1,802,488	1,107,904	24,428
67261	150	OLD REPUBLIC LIFE INSURANCE COMPANY	IL	LD	AC	109,020	75,459	33,561	274
50520	150	OLD REPUBLIC NATIONAL TITLE INSURANCE COMPANY	FL	TI	AC	1,198,861	725,706	47,315	73,577
35424	150	OLD REPUBLIC SECURITY ASSURANCE COMPANY	IL	PC	AC	1,028,727	840,295	188,432	0
40444	150	OLD REPUBLIC SURETY COMPANY	WI	CI	AC	127,481	56,867	70,614	1,186
37060	31	OLD UNITED CASUALTY COMPANY	KS	PC	AC	777,304	510,578	266,725	2,601
76007	31	OLD UNITED LIFE INSURANCE COMPANY	AZ	LD	AC	88,785	36,278	52,507	806
88080	261	OMAHA HEALTH INSURANCE COMPANY	NE	LD	AC	19,639	10,120	9,407	0
13100	261	OMAHA INSURANCE COMPANY	NE	DI	AC	98,911	49,632	49,280	26,027
39098	3678	OMNI INSURANCE COMPANY	IL	PC	AC	81,245	63,050	18,195	(15)

For more information about insurance companies, visit the Department's website at <https://insurance.az.gov/license-search>

DIRECT-WRITING INSURERS AUTHORIZED IN ARIZONA as of December 31, 2018 (\$000 omitted)

NAIC #	GROUP #	NAME	DOMICILE STATE	BUSINESS TYPE	STATUS	ASSETS	LIABILITIES	CAPITAL & SURPLUS	ARIZONA PREMIUMS
44121	508	OMS NATIONAL INSURANCE COMPANY, RISK RETENTION GROUP	IL	RG	AC	443,451	185,026	258,425	1,323
15385		ONECIS INSURANCE COMPANY	IL	CI	AC	34,209	4,993	29,217	0
15208		ONYX INSURANCE COMPANY, INC., A RISK RETENTION GROUP	TN	RG	AC	33,252	33,284	(31)	355
10353		OOIDA RISK RETENTION GROUP, INC.	VT	RG	AC	100,887	76,953	23,934	539
44105		OPHTHALMIC MUTUAL INS. CO., RISK RETENTION GROUP	VT	RG	AC	297,970	84,349	213,621	1,975
12533		OPTICARE OF UTAH, INC.	UT	DI	AC	2,374	404	1,877	59
88099	1167	OPTIMUM RE INSURANCE COMPANY	TX	LD	AC	196,749	155,618	41,131	0
69647	707	OPTUM INSURANCE OF OHIO, INC.	OH	LD	AC	356,229	287,488	68,741	4
12183		ORANGE COUNTY MEDICAL RECIPROCAL INSURANCE CO., A RRG	AZ	RG	AC	6,057	1,931	4,126	0
56383		ORDER OF UNITED COMMERCIAL TRAVELERS OF AMERICA, THE	OH	FB	AC	16,294	7,181	8,254	1,471
14260		ORTHOFORUM INSURANCE COMPANY (A RISK RETENTION GROUP)	SC	RG	AC	19,059	17,722	1,337	0
16337	4818	OSCAR HEALTH PLAN, INC.	AZ	HC	AC	4,074	630	3,440	0
32700	280	OWNERS INSURANCE COMPANY	OH	PC	AC	4,387,900	2,578,539	1,809,360	43,319
76112	574	OXFORD LIFE INSURANCE COMPANY	AZ	LD	AC	2,213,860	2,010,138	203,722	6,404
67393	4941	OZARK NATIONAL LIFE INSURANCE COMPANY	MO	LD	AC	838,377	695,627	142,750	360
93815		PACIFIC CENTURY LIFE INSURANCE CORPORATION	AZ	LD	AC	365,678	1,621	364,057	0
11555	4485	PACIFIC COMPENSATION INSURANCE COMPANY	CA	CI	AC	574,702	338,296	236,406	94
22748	626	PACIFIC EMPLOYERS INSURANCE COMPANY	PA	PC	AC	926,312	45,815	880,497	1,414
64343	1348	PACIFIC GUARDIAN LIFE INSURANCE COMPANY, LTD.	HI	LD	AC	556,933	462,905	94,028	108
20346	626	PACIFIC INDEMNITY COMPANY	WI	PC	AC	11,006,896	7,828,873	3,178,023	34,051

For more information about insurance companies, visit the Department's website at <https://insurance.az.gov/license-search>

DIRECT-WRITING INSURERS AUTHORIZED IN ARIZONA as of December 31, 2018 (\$000 omitted)

NAIC #	GROUP #	NAME	DOMICILE STATE	BUSINESS TYPE	STATUS	ASSETS	LIABILITIES	CAPITAL & SURPLUS	ARIZONA PREMIUMS
97268	709	PACIFIC LIFE & ANNUITY COMPANY	AZ	LD	AC	7,132,788	6,582,379	550,409	57
67466	709	PACIFIC LIFE INSURANCE COMPANY	NE	LD	AC	128,996,848	119,305,414	9,691,434	264,434
37850	2898	PACIFIC SPECIALTY INSURANCE COMPANY	CA	PC	AC	293,208	169,262	123,946	4,277
29793	4256	PACIFIC STAR INSURANCE COMPANY	WI	PC	AC	16,808	6,384	10,424	19
70785	707	PACIFICARE LIFE AND HEALTH INSURANCE COMPANY	IN	LD	AC	187,485	5,096	182,389	0
84506	707	PACIFICARE LIFE ASSURANCE COMPANY	CO	LD	AC	6,231	4,043	2,138	0
95617	707	PACIFICARE OF ARIZONA, INC.	AZ	HC	AC	35,674	22,775	12,506	2,867
95434	707	PACIFICARE OF COLORADO, INC.	CO	HC	AC	670,066	277,354	387,247	1,647,833
10222	2698	PACO ASSURANCE COMPANY, INC.	IL	CI	AC	60,827	29,495	31,332	163
20338		PALOMAR SPECIALTY INSURANCE COMPANY	OR	PI	AC	152,411	88,681	63,730	123
93459	525	PAN-AMERICAN ASSURANCE COMPANY	LA	LD	AC	25,960	6,518	19,442	125
13602	525	PAN-AMERICAN ASSURANCE COMPANY INT'L, INC. (U.S.BRANCH)	FL	LI	AC	5,031	23	5,008	0
67539	525	PAN-AMERICAN LIFE INSURANCE COMPANY	LA	LD	AC	1,205,217	961,653	243,564	662
44130		PARATRANSIT INSURANCE COMPANY, A MUTUAL RISK RETENTION	TN	RG	AC	33,803	20,369	13,434	547
60003	429	PARK AVENUE LIFE INSURANCE COMPANY	DE	LD	AC	233,790	183,360	50,430	3
71099	169	PARKER CENTENNIAL ASSURANCE COMPANY	WI	LD	AC	94,889	47,798	47,092	12
38636	3483	PARTNER REINSURANCE COMPANY OF THE U.S.	NY	PC	AC	4,316,379	3,222,078	1,094,301	0
11835	3483	PARTNERRE AMERICA INSURANCE COMPANY	DE	PC	AC	380,921	272,628	108,293	231
10006	3483	PARTNERRE INSURANCE COMPANY OF NEW YORK	NY	PC	AC	117,935	7,175	110,760	0
74900	3483	PARTNERRE LIFE REINSURANCE COMPANY OF AMERICA	AR	LD	AC	72,147	39,955	32,192	0
23442	169	PATRIOT GENERAL INSURANCE COMPANY	WI	PC	AC	25,901	516	25,385	0
67598	565	PAUL REVERE LIFE INSURANCE COMPANY, THE	MA	LD	AC	3,410,167	3,219,039	191,128	2,568

For more information about insurance companies, visit the Department's website at <https://insurance.az.gov/license-search>

DIRECT-WRITING INSURERS AUTHORIZED IN ARIZONA as of December 31, 2018 (\$000 omitted)

NAIC #	GROUP #	NAME	DOMICILE STATE	BUSINESS TYPE	STATUS	ASSETS	LIABILITIES	CAPITAL & SURPLUS	ARIZONA PREMIUMS
11973		PCH MUTUAL INSURANCE COMPANY, INC. A RISK RETENTION GRP	VT	RG	AC	6,866	5,011	1,855	40
25755		PEACHTREE CASUALTY INSURANCE COMPANY	FL	PC	AC	8,350	3,863	4,487	0
18139	169	PEAK PROPERTY AND CASUALTY INSURANCE CORPORATION	WI	PC	AC	44,095	5,071	39,024	5,201
18333	111	PEERLESS INDEMNITY INSURANCE COMPANY	IL	PC	AC	208,500	12,372	196,127	1,690
24198	111	PEERLESS INSURANCE COMPANY	NH	PC	AC	15,491,097	11,775,147	3,715,950	84
24228	153	PEKIN INSURANCE COMPANY	IL	PC	AC	315,312	176,832	138,480	74,154
67628	153	PEKIN LIFE INSURANCE COMPANY	IL	LD	AC	1,503,868	1,374,670	129,198	1,632
93262	850	PENN INSURANCE AND ANNUITY COMPANY, THE	DE	LD	AC	6,110,090	5,637,504	472,586	9,425
67644	850	PENN MUTUAL LIFE INSURANCE COMPANY, THE	PA	LD	AC	21,048,510	19,194,934	1,853,575	48,667
32859	920	PENN-AMERICA INSURANCE COMPANY	PA	PC	AC	137,794	72,719	65,075	(7)
21962	31	PENNSYLVANIA INSURANCE COMPANY	IA	PC	AC	80,644	33,564	47,081	0
67660	1	PENNSYLVANIA LIFE INSURANCE COMPANY	PA	LD	AC	21,357	1,507	19,565	89
14974	246	PENNSYLVANIA LUMBERMENS MUTUAL INSURANCE COMPANY	PA	PC	AC	495,745	375,704	120,041	1,057
12262	150	PENNSYLVANIA MANUFACTURERS' ASSOCIATION INSURANCE CO.	PA	PC	AC	1,068,321	743,087	325,235	7,652
41424	150	PENNSYLVANIA MANUFACTURERS INDEMNITY COMPANY	PA	PC	AC	248,357	166,209	82,148	862
14990	271	PENNSYLVANIA NATIONAL MUTUAL CASUALTY INSURANCE COMPANY	PA	PC	AC	1,258,287	678,128	580,159	5
37648	473	PERMANENT GENERAL ASSURANCE CORPORATION	WI	PC	AC	520,708	384,710	135,998	33,226
22906	473	PERMANENT GENERAL ASSURANCE CORPORATION OF OHIO	WI	PC	AC	221,638	125,157	96,481	198
12297		PETROLEUM CASUALTY COMPANY	TX	PC	AC	33,163	9,021	24,142	0

For more information about insurance companies, visit the Department's website at <https://insurance.az.gov/license-search>

DIRECT-WRITING INSURERS AUTHORIZED IN ARIZONA as of December 31, 2018 (\$000 omitted)

NAIC #	GROUP #	NAME	DOMICILE STATE	BUSINESS TYPE	STATUS	ASSETS	LIABILITIES	CAPITAL & SURPLUS	ARIZONA PREMIUMS
11062		PETROLEUM MARKETERS MANAGEMENT INSURANCE COMPANY	IA	CI	AC	42,765	18,562	24,203	372
13714	775	PHARMACISTS MUTUAL INSURANCE COMPANY	IA	PC	AC	333,161	195,654	137,507	3,513
67784	520	PHILADELPHIA AMERICAN LIFE INSURANCE COMPANY	TX	LD	AC	303,304	258,987	44,317	3,774
18058	3098	PHILADELPHIA INDEMNITY INSURANCE COMPANY	PA	PC	AC	9,058,183	6,688,703	2,369,481	81,958
12319		PHILADELPHIA REINSURANCE CORPORATION	PA	PC	AC	9,083	4,641	4,442	0
93548	4736	PHL VARIABLE INSURANCE COMPANY	CT	LD	AC	5,914,125	5,796,299	117,825	11,246
10160	4759	PHOENIX HEALTH PLANS, INC.	AZ	HC	AC	369,499	1,504	9,943	(3)
25623	3548	PHOENIX INSURANCE COMPANY	CT	PC	AC	4,265,124	2,667,485	1,597,638	13,712
93734	4736	PHOENIX LIFE AND ANNUITY COMPANY	CT	LD	AC	35,267	24,712	10,556	107
67814	4736	PHOENIX LIFE INSURANCE COMPANY	NY	LD	AC	11,959,770	11,444,859	514,911	2,211
13995		PHYSICIANS CASUALTY RISK RETENTION GROUP, INC.	AL	RG	SU	9,905	9,170	735	145
72125	367	PHYSICIANS LIFE INSURANCE COMPANY	NE	LD	AC	1,678,227	1,519,610	158,617	13,007
80578	367	PHYSICIANS MUTUAL INSURANCE COMPANY	NE	DI	AC	2,356,292	1,362,931	993,361	31,704
11513		PHYSICIANS SPECIALTY LTD. RISK RETENTION GROUP	SC	RG	AC	31,114	22,672	8,443	0
67873	315	PIONEER AMERICAN INSURANCE COMPANY	TX	LD	AC	85,223	48,895	36,328	389
67911	619	PIONEER MUTUAL LIC, A STK SUB OF AMERICAN UNITED MIHC	ND	LD	AC	509,566	462,669	46,897	441
40312	309	PIONEER SPECIALTY INSURANCE COMPANY	MN	PC	AC	84,205	53,329	30,877	0
26794	23	PLANS' LIABILITY INSURANCE COMPANY	OH	CI	AC	27,525	44	27,481	0
10817	629	PLATEAU CASUALTY INSURANCE COMPANY	TN	PC	AC	47,746	23,477	24,269	121
97152	629	PLATEAU INSURANCE COMPANY	TN	LD	AC	27,920	12,542	15,377	21
18619	501	PLATTE RIVER INSURANCE COMPANY	NE	PC	AC	155,859	106,191	49,668	1,188
30945	175	PLAZA INSURANCE COMPANY	IA	PC	AC	83,348	59,325	24,023	2,612

For more information about insurance companies, visit the Department's website at <https://insurance.az.gov/license-search>

DIRECT-WRITING INSURERS AUTHORIZED IN ARIZONA as of December 31, 2018 (\$000 omitted)

NAIC #	GROUP #	NAME	DOMICILE STATE	BUSINESS TYPE	STATUS	ASSETS	LIABILITIES	CAPITAL & SURPLUS	ARIZONA PREMIUMS
36587	415	PLYMOUTH ROCK ASSURANCE PREFERRED CORPORATION	NY	PC	AC	16,125	8,704	7,421	0
10287	1135	PMI INSURANCE CO.	AZ	MG	AC	128,201	60,056	68,145	0
14460	2698	PODIATRY INSURANCE COMPANY OF AMERICA	IL	CI	AC	294,256	189,229	105,027	1,119
57622		POLISH NATIONAL ALLIANCE OF THE U.S. OF N.A.	IL	FB	AC	431,911	409,723	21,970	9
57630		POLISH ROMAN CATHOLIC UNION OF AMERICA	IL	FB	AC	206,420	193,970	11,802	4
37257	796	PRAETORIAN INSURANCE COMPANY	PA	PC	AC	476,779	257,408	219,371	13,981
12497		PREFERRED CONTRACTORS INSURANCE COMPANY, RRG, LLC	MT	RG	AC	179,669	171,368	8,302	804
10900	98	PREFERRED EMPLOYERS INSURANCE COMPANY	CA	CI	AC	100,233	52,266	47,967	0
44083	1282	PREFERRED PHYSICIANS MEDICAL RRG, A MUTUAL INS CO	MO	RG	AC	16,415	11,415	5,000	7,169
36234	1154	PREFERRED PROFESSIONAL INSURANCE COMPANY	NE	PC	AC	257,219	149,423	107,796	1,237
60237	429	PREMIER ACCESS INSURANCE COMPANY	CA	DI	AC	57,013	27,805	28,500	1,270
95224		PREMIER CHOICE DENTAL, INC.	AZ	PD	AC	327	269	58	0
10800	4905	PREMIER GROUP INSURANCE COMPANY	TN	CI	AC	59,672	20,130	39,543	0
50026		PREMIER LAND TITLE INSURANCE COMPANY	TX	TI	AC	18,698	8,846	985	2,056
11155	1211	PRENEED REINSURANCE COMPANY OF AMERICA	AZ	LR	AC	41,129	1,073	40,056	0
37869		PRE-PAID LEGAL CASUALTY, INC.	OK	PL	AC	20,970	2,901	18,068	10,455
95330	481	PRESBYTERIAN HEALTH PLAN, INC.	NM	HC	AC	632,379	393,223	182,538	0
13721		PRIMEONE INSURANCE COMPANY	UT	PC	AC	18,254	7,866	10,388	115
65919	4750	PRIMERICA LIFE INSURANCE COMPANY	TN	LD	AC	1,595,493	921,329	674,164	47,094
11855	3500	PRIMERO INSURANCE COMPANY	NV	PC	AC	18,383	8,617	9,766	2,349
42226	31	PRINCETON INSURANCE COMPANY	NJ	PC	AC	699,105	190,464	508,641	0

For more information about insurance companies, visit the Department's website at <https://insurance.az.gov/license-search>

DIRECT-WRITING INSURERS AUTHORIZED IN ARIZONA as of December 31, 2018 (\$000 omitted)

NAIC #	GROUP #	NAME	DOMICILE STATE	BUSINESS TYPE	STATUS	ASSETS	LIABILITIES	CAPITAL & SURPLUS	ARIZONA PREMIUMS
61271	332	PRINCIPAL LIFE INSURANCE COMPANY	IA	LD	AC	184,622,621	179,303,031	5,319,590	112,469
71161	332	PRINCIPAL NATIONAL LIFE INSURANCE COMPANY	IA	LD	AC	387,198	182,016	205,183	11,040
12873	4664	PRIVILEGE UNDERWRITERS RECIPROCAL EXCHANGE	FL	PC	AC	694,418	405,459	288,959	11,658
33391	2698	PROASSURANCE INDEMNITY COMPANY, INC.	AL	CI	AC	1,004,606	710,786	293,820	259
11671	4734	PROBUILDERS SPECIALTY INSURANCE COMPANY, RRG	DC	RG	AC	12,070	202	11,869	0
21903	748	PROCENTURY INSURANCE COMPANY	MI	PC	AC	58,958	679	58,279	47
34312	3098	PRODUCERS AGRICULTURE INSURANCE COMPANY	TX	PI	AC	554,212	492,287	61,925	8,358
68047	549	PROFESSIONAL INSURANCE COMPANY	TX	LD	AC	111,246	61,020	50,226	153
11811	413	PROFESSIONAL SECURITY INSURANCE COMPANY	AZ	SD	AC	97,331	28,221	69,110	0
11127	2638	PROFESSIONAL SOLUTIONS INSURANCE COMPANY	IA	PC	AC	23,791	15,954	7,837	453
29017	377	PROFESSIONALS ADVOCATE INSURANCE COMPANY	MD	PC	AC	141,923	23,253	118,670	0
13067		PROFESSIONALS RISK RETENTION GROUP, INC.	MT	RG	AC	2,384	1,081	1,304	2,736
11851	155	PROGRESSIVE ADVANCED INSURANCE COMPANY	OH	PC	AC	643,553	368,767	274,786	378,926
24260	155	PROGRESSIVE CASUALTY INSURANCE COMPANY	OH	PC	AC	10,149,263	7,738,079	2,411,184	9,917
42994	155	PROGRESSIVE CLASSIC INSURANCE COMPANY	WI	PC	AC	544,160	388,029	156,131	0
12879	155	PROGRESSIVE COMMERCIAL CASUALTY COMPANY	OH	PC	AC	8,383	19	8,364	0
24279	155	PROGRESSIVE MAX INSURANCE COMPANY	OH	PC	AC	681,065	463,630	217,435	0
38628	155	PROGRESSIVE NORTHERN INSURANCE COMPANY	WI	PC	AC	2,180,121	1,555,548	624,573	0
42919	155	PROGRESSIVE NORTHWESTERN INSURANCE COMPANY	OH	PC	AC	2,135,113	1,509,210	625,903	0

For more information about insurance companies, visit the Department's website at <https://insurance.az.gov/license-search>

DIRECT-WRITING INSURERS AUTHORIZED IN ARIZONA as of December 31, 2018 (\$000 omitted)

NAIC #	GROUP #	NAME	DOMICILE STATE	BUSINESS TYPE	STATUS	ASSETS	LIABILITIES	CAPITAL & SURPLUS	ARIZONA PREMIUMS
44695	155	PROGRESSIVE PALOVERDE INSURANCE COMPANY	IN	PC	AC	194,206	126,188	68,019	0
37834	155	PROGRESSIVE PREFERRED INSURANCE COMPANY	OH	PC	AC	1,116,238	801,439	314,799	248,978
32786	155	PROGRESSIVE SPECIALTY INSURANCE COMPANY	OH	PC	AC	1,297,638	926,980	370,658	0
27804	155	PROGRESSIVE WEST INSURANCE COMPANY	OH	PC	AC	153,416	116,250	37,166	0
34690	91	PROPERTY AND CASUALTY INSURANCE COMPANY OF HARTFORD	IN	PC	AC	246,760	137,470	109,290	25,556
10638	1154	PROSELECT INSURANCE COMPANY	NE	CI	AC	180,431	110,127	70,304	0
12416	867	PROTECTIVE INSURANCE COMPANY	IN	PC	AC	973,853	579,241	394,611	6,714
88536	458	PROTECTIVE LIFE AND ANNUITY INSURANCE COMPANY	AL	LD	AC	5,108,664	4,840,404	268,259	53
68136	458	PROTECTIVE LIFE INSURANCE COMPANY	TN	LD	AC	57,811,786	53,471,513	4,340,273	128,538
35769	458	PROTECTIVE PROPERTY & CASUALTY INSURANCE COMPANY	MO	PC	AC	366,705	192,878	173,827	5,366
24295	4725	PROVIDENCE WASHINGTON INSURANCE COMPANY	RI	PC	AC	117,845	97,426	20,419	0
68179		PROVIDENT AMERICAN INSURANCE COMPANY	TX	LD	AC	18,866	6,599	12,267	9
67903	901	PROVIDENT AMERICAN LIFE & HEALTH INSURANCE COMPANY	OH	LD	AC	9,230	1,070	8,159	23
68195	565	PROVIDENT LIFE AND ACCIDENT INSURANCE COMPANY	TN	LD	AC	7,993,979	7,386,718	607,261	15,414
79227	304	PRUCO LIFE INSURANCE COMPANY	AZ	LD	AC	113,272,680	111,811,784	1,460,896	230,018
86630	304	PRUDENTIAL ANNUITIES LIFE ASSURANCE CORPORATION	AZ	LD	AC	54,107,393	47,711,284	6,396,110	16,760
68241	304	PRUDENTIAL INSURANCE COMPANY OF AMERICA, THE	NJ	LD	AC	271,164,345	260,469,510	10,694,835	468,405
93629	304	PRUDENTIAL RETIREMENT INSURANCE AND ANNUITY COMPANY	CT	LD	AC	69,883,151	68,800,860	1,082,291	14

For more information about insurance companies, visit the Department's website at <https://insurance.az.gov/license-search>

DIRECT-WRITING INSURERS AUTHORIZED IN ARIZONA as of December 31, 2018 (\$000 omitted)

NAIC #	GROUP #	NAME	DOMICILE STATE	BUSINESS TYPE	STATUS	ASSETS	LIABILITIES	CAPITAL & SURPLUS	ARIZONA PREMIUMS
71390	4826	PURITAN LIFE INSURANCE COMPANY OF AMERICA	TX	LD	AC	133,199	111,642	21,558	925
39217	796	QBE INSURANCE CORPORATION	PA	PC	AC	2,182,106	1,441,456	740,650	12,236
10219	796	QBE REINSURANCE CORPORATION	PA	PC	AC	1,127,797	280,344	847,453	0
93688	936	QCC INSURANCE COMPANY	PA	LD	AC	1,248,064	650,303	544,573	0
14133		QUALITAS INSURANCE COMPANY	CA	PC	AC	88,697	65,027	23,670	2,872
22705	4234	R&Q REINSURANCE COMPANY	PA	PC	AC	179,164	148,754	30,410	0
23132		R.V.I. AMERICA INSURANCE COMPANY	CT	PC	AC	111,348	36,139	75,208	0
33790	766	RADIAN GUARANTY INC.	PA	MG	AC	4,059,597	3,245,486	814,112	38,308
30872	766	RADIAN MORTGAGE ASSURANCE INC.	PA	MG	AC	8,698	17	8,681	0
15843	766	RADIAN MORTGAGE GUARANTY INC.	PA	MG	AC	19,855	16	19,839	0
51632	766	RADIAN TITLE INSURANCE INC.	OH	TI	AC	30,131	3,622	2,650	80
15756	31	RADNOR SPECIALTY INSURANCE COMPANY	NE	PC	AC	49,176	1,891	47,285	79
43915	3485	RAINIER INSURANCE COMPANY	AZ	PC	AC	26,758	4,752	22,006	5
38512	4829	RAMPART INSURANCE COMPANY	NY	PC	AC	21,142	14,589	6,552	0
50440		REAL ADVANTAGE TITLE INSURANCE COMPANY	CA	TI	AC	14,267	7,054	721	2,032
16155		RECOVER INSURANCE COMPANY RISK RETENTION GROUP, INC.	HI	RG	AC	2,596	658	1,938	9
13736		RED ROCK RISK RETENTION GROUP, INC.	AZ	RG	AC	5,367	1,920	3,447	1,661
41580	3485	RED SHIELD INSURANCE COMPANY	WA	PC	AC	41,258	18,381	22,877	0
11673	31	REDWOOD FIRE AND CASUALTY INSURANCE COMPANY	NE	PC	AC	1,911,865	1,256,699	655,166	8,970
24449	796	REGENT INSURANCE COMPANY	WI	PC	AC	37,487	4,858	32,629	1,370
68357	215	RELIABLE LIFE INSURANCE COMPANY, THE	MO	LD	AC	20,624	8,879	11,745	3
68381	3098	RELIANCE STANDARD LIFE INSURANCE COMPANY	IL	LD	AC	13,875,026	12,596,758	1,278,268	39,396
67105	4832	RELIASTAR LIFE INSURANCE COMPANY	MN	LD	AC	20,238,546	18,605,611	1,632,936	56,845

For more information about insurance companies, visit the Department's website at <https://insurance.az.gov/license-search>

DIRECT-WRITING INSURERS AUTHORIZED IN ARIZONA as of December 31, 2018 (\$000 omitted)

NAIC #	GROUP #	NAME	DOMICILE STATE	BUSINESS TYPE	STATUS	ASSETS	LIABILITIES	CAPITAL & SURPLUS	ARIZONA PREMIUMS
61360	4832	RELIASTAR LIFE INSURANCE COMPANY OF NEW YORK	NY	LD	AC	2,815,164	2,536,415	278,748	862
61700	477	RENAISSANCE LIFE & HEALTH INSURANCE COMPANY OF AMERICA	IN	LD	AC	99,293	27,421	67,841	1,691
33715	150	REPUBLIC CREDIT INDEMNITY COMPANY	IL	PC	AC	37,351	31,244	6,106	0
22179	84	REPUBLIC INDEMNITY COMPANY OF AMERICA	CA	PC	AC	2,178,364	1,766,467	411,897	922
43753	84	REPUBLIC INDEMNITY COMPANY OF CALIFORNIA	CA	CI	AC	27,340	1,422	25,918	4,562
32174	150	REPUBLIC MORTGAGE ASSURANCE COMPANY	FL	MG	AC	21,525	12,258	9,267	0
31275	150	REPUBLIC MORTGAGE GUARANTY INSURANCE CORPORATION	NC	MG	SP	122,901	102,368	20,533	0
28452	150	REPUBLIC MORTGAGE INSURANCE COMPANY	NC	MG	SP	549,942	497,801	52,141	1,385
24538	2538	REPUBLIC UNDERWRITERS INSURANCE COMPANY	TX	PC	AC	469,574	288,361	181,213	8
40479	2538	REPUBLIC-VANGUARD INSURANCE COMPANY	AZ	SD	AC	25,880	38	25,842	0
31089	574	REPWEST INSURANCE COMPANY	AZ	PC	AC	351,948	135,186	216,762	1,630
68462	215	RESERVE NATIONAL INSURANCE COMPANY	OK	LD	AC	136,009	105,106	30,903	5,847
61506	233	RESOURCE LIFE INSURANCE COMPANY	IL	LD	AC	6,936	205	6,731	0
43044	215	RESPONSE INSURANCE COMPANY	IL	PC	AC	40,741	2,635	38,107	360
26050	215	RESPONSE WORLDWIDE INSURANCE COMPANY	IL	PC	AC	12,281	47	12,234	0
12209		RESTORATION RISK RETENTION GROUP, INC.	VT	RG	AC	89,053	45,946	43,107	201
93572	4639	RGA REINSURANCE COMPANY	MO	LD	AC	36,983,454	34,904,800	2,078,654	0
36684	98	RIVERPORT INSURANCE COMPANY	IA	PC	AC	78,955	38,139	40,815	1,945
65005	4	RIVERSOURCE LIFE INSURANCE COMPANY	MN	LD	AC	98,013,761	94,733,617	3,280,143	113,547
13056	783	RLI INSURANCE COMPANY	IL	PC	AC	1,845,401	1,015,626	829,775	13,708
12491	2538	ROCHDALE INSURANCE COMPANY	NY	PC	SU	102,343	14,213	88,129	0
42706		ROCHE SURETY AND CASUALTY COMPANY, INC.	FL	CI	AC	24,538	14,481	10,057	0

For more information about insurance companies, visit the Department's website at <https://insurance.az.gov/license-search>

DIRECT-WRITING INSURERS AUTHORIZED IN ARIZONA as of December 31, 2018 (\$000 omitted)

NAIC #	GROUP #	NAME	DOMICILE STATE	BUSINESS TYPE	STATUS	ASSETS	LIABILITIES	CAPITAL & SURPLUS	ARIZONA PREMIUMS
28053	175	ROCKHILL INSURANCE COMPANY	AZ	PC	AC	94,216	53,980	40,236	1,179
35505	457	ROCKWOOD CASUALTY INSURANCE COMPANY	PA	PC	AC	291,067	182,180	108,887	2
15744		ROMULUS INSURANCE RISK RETENTION GROUP, INC.	SC	RG	AC	3,433	837	2,596	0
10974		ROOT INSURANCE COMPANY	OH	PC	AC	165,169	91,682	73,487	9,090
57657		ROYAL NEIGHBORS OF AMERICA	IL	FB	AC	1,086,043	877,946	189,942	4,450
22314	501	RSUI INDEMNITY COMPANY	NH	PC	AC	3,665,978	2,062,160	1,603,818	4,294
39039	212	RURAL COMMUNITY INSURANCE COMPANY	MN	PC	AC	1,916,911	1,657,467	259,444	2,571
11134		RURAL TRUST INSURANCE COMPANY	TX	PC	AC	24,703	12,192	12,511	70
90247	4903	RX LIFE INSURANCE COMPANY	AZ	LD	AC	9,509	325	9,184	405
60183	4947	S.USA LIFE INSURANCE COMPANY, INC.	AZ	LD	AC	28,707	11,488	17,219	303
25405	4940	SAFE AUTO INSURANCE COMPANY	OH	PC	AC	375,382	266,776	108,605	12,778
24740	111	SAFECO INSURANCE COMPANY OF AMERICA	NH	PC	AC	5,117,280	3,550,810	1,566,471	190,825
39012	111	SAFECO INSURANCE COMPANY OF ILLINOIS	IL	PC	AC	201,125	10,206	190,919	3,591
11215	111	SAFECO INSURANCE COMPANY OF INDIANA	IN	PC	AC	15,735	101	15,634	0
24759	111	SAFECO NATIONAL INSURANCE COMPANY	NH	PC	AC	15,678	453	15,225	0
79014	241	SAFEHEALTH LIFE INSURANCE COMPANY	CA	LD	AC	12,728	55	12,642	0
11123	3098	SAFETY FIRST INSURANCE COMPANY	IL	CI	AC	103,458	30,844	72,614	152
15105	3098	SAFETY NATIONAL CASUALTY CORPORATION	MO	PC	AC	8,027,724	5,660,817	2,366,907	13,152
12521	257	SAFeway INSURANCE COMPANY	IL	CI	AC	595,463	249,635	345,828	53,641
40460	867	SAGAMORE INSURANCE COMPANY	IN	PC	AC	191,463	55,738	135,725	209
60445		SAGICOR LIFE INSURANCE COMPANY	TX	LD	AC	1,594,488	1,491,986	102,501	24,132
38300		SAMSUNG FIRE & MARINE INSURANCE CO., LTD. (U.S. BRANCH)	NY	PC	AC	105,660	37,368	68,292	10

DIRECT-WRITING INSURERS AUTHORIZED IN ARIZONA as of December 31, 2018 (\$000 omitted)

NAIC #	GROUP #	NAME	DOMICILE STATE	BUSINESS TYPE	STATUS	ASSETS	LIABILITIES	CAPITAL & SURPLUS	ARIZONA PREMIUMS
70435	4553	SAVINGS BANK MUTUAL LIFE INSURANCE COMPANY OF MASSACHUSETTS, THE	MA	LD	AC	3,066,541	2,864,743	201,799	3,112
60176	4947	SBLI USA LIFE INSURANCE COMPANY, INC.	NY	LD	AC	1,557,882	1,468,809	89,073	189
64688	749	SCOR GLOBAL LIFE AMERICAS REINSURANCE COMPANY	DE	LD	AC	1,037,448	829,461	207,987	0
87017	749	SCOR GLOBAL LIFE REINSURANCE COMPANY OF DELAWARE	DE	LD	AC	473,305	346,249	127,057	0
30058	749	SCOR REINSURANCE COMPANY	NY	PC	AC	4,221,150	3,317,634	903,516	0
41297	140	SCOTTSDALE INSURANCE COMPANY	OH	PC	AC	2,294,860	1,768,618	526,242	11,733
10672	140	SCOTTSDALE SURPLUS LINES INSURANCE COMPANY	AZ	PC	AC	23,899	4,803	19,096	0
12988		SCRUBS MUTUAL ASSURANCE COMPANY, A RISK RETENTION GROUP	NV	RG	AC	14,188	10,779	3,409	11
22543	96	SECURA INSURANCE, A MUTUAL COMPANY	WI	PC	AC	1,247,877	786,389	461,488	22,593
10239	96	SECURA SUPREME INSURANCE COMPANY	WI	PC	AC	153,923	82,654	71,269	10,003
10054	869	SECURIAN CASUALTY COMPANY	MN	PC	AC	376,102	243,040	133,062	4,579
93742	869	SECURIAN LIFE INSURANCE COMPANY	MN	LD	AC	1,094,945	734,136	360,808	19,923
68675	4890	SECURITY BENEFIT LIFE INSURANCE COMPANY	KS	LD	AC	33,538,590	31,140,511	2,398,079	49,020
10117		SECURITY FIRST INSURANCE COMPANY	FL	PC	AC	255,791	166,206	89,585	0
68713	4832	SECURITY LIFE OF DENVER INSURANCE COMPANY	CO	LD	AC	15,351,716	14,386,340	965,376	15,424
68772		SECURITY MUTUAL LIFE INSURANCE COMPANY OF NEW YORK	NY	LD	AC	2,767,386	2,602,460	164,926	1,994
19879	2538	SECURITY NATIONAL INSURANCE COMPANY	DE	PC	AC	1,165,558	1,030,383	135,175	829
69485	454	SECURITY NATIONAL LIFE INSURANCE COMPANY	UT	LD	AC	666,689	619,506	47,184	1,010
22233	3548	SELECT INSURANCE COMPANY	TX	PC	AC	80,967	145	80,822	0

For more information about insurance companies, visit the Department's website at <https://insurance.az.gov/license-search>

DIRECT-WRITING INSURERS AUTHORIZED IN ARIZONA as of December 31, 2018 (\$000 omitted)

NAIC #	GROUP #	NAME	DOMICILE STATE	BUSINESS TYPE	STATUS	ASSETS	LIABILITIES	CAPITAL & SURPLUS	ARIZONA PREMIUMS
19836	457	SELECT MARKETS INSURANCE COMPANY	IL	PC	AC	16,564	2	16,561	0
12572	242	SELECTIVE INSURANCE COMPANY OF AMERICA	NJ	PC	AC	2,539,670	1,906,868	632,803	14,209
13730	242	SELECTIVE INSURANCE COMPANY OF NEW YORK	NY	PC	AC	466,388	352,203	114,185	816
19259	242	SELECTIVE INSURANCE COMPANY OF SOUTH CAROLINA	IN	PC	AC	678,320	527,666	150,654	417
39926	242	SELECTIVE INSURANCE COMPANY OF THE SOUTHEAST	IN	PC	AC	534,333	416,594	117,738	3,441
26301	242	SELECTIVE WAY INSURANCE COMPANY	NJ	PC	AC	1,422,066	1,072,819	349,247	1,561
10936	158	SENECA INSURANCE COMPANY, INC.	NY	PC	AC	185,641	40,129	145,511	1,115
76759	1289	SENIOR AMERICAN INSURANCE COMPANY	PA	DI	SU	7,995	18,174	(10,179)	232
76325		SENIOR HEALTH INSURANCE COMPANY OF PENNSYLVANIA	PA	LD	AC	2,186,058	2,652,931	(466,872)	1,596
78662	4955	SENIOR LIFE INSURANCE COMPANY	GA	LD	AC	63,823	51,351	12,473	446
77119	429	SENTINEL AMERICAN LIFE INSURANCE COMPANY	TX	LD	AC	26,537	21,015	5,522	0
11000	91	SENTINEL INSURANCE COMPANY, LTD.	CT	PC	AC	294,493	82,631	211,862	18,243
68802	4824	SENTINEL SECURITY LIFE INSURANCE COMPANY	UT	LD	AC	1,255,168	1,215,576	39,592	5,612
12870	4277	SENTRUITY CASUALTY COMPANY	TX	PC	AC	219,763	169,005	50,758	0
28460	169	SENTRY CASUALTY COMPANY	WI	PC	AC	355,548	284,822	70,726	2,215
24988	169	SENTRY INSURANCE A MUTUAL COMPANY	WI	PC	AC	8,669,418	3,252,633	5,416,786	43,546
68810	169	SENTRY LIFE INSURANCE COMPANY	WI	LD	AC	7,018,893	6,723,072	295,821	12,062
21180	169	SENTRY SELECT INSURANCE COMPANY	WI	PC	AC	846,026	620,220	225,807	8,823
22985	2538	SEQUOIA INSURANCE COMPANY	CA	PC	AC	156,144	118,789	37,355	449
56936		SERB NATIONAL FEDERATION	PA	FB	AC	46,069	42,915	3,154	21
39152	681	SERVICE AMERICAN INDEMNITY COMPANY	OK	PC	AC	12,844	2,658	10,185	0
36560	225	SERVICE INSURANCE COMPANY	FL	PC	AC	63,483	21,538	41,945	0
97241	1211	SETTLERS LIFE INSURANCE COMPANY	WI	LD	AC	426,385	379,892	46,493	360
11347	4279	SFM MUTUAL INSURANCE COMPANY	MN	CI	AC	650,111	485,244	164,867	16

For more information about insurance companies, visit the Department's website at <https://insurance.az.gov/license-search>

DIRECT-WRITING INSURERS AUTHORIZED IN ARIZONA as of December 31, 2018 (\$000 omitted)

NAIC #	GROUP #	NAME	DOMICILE STATE	BUSINESS TYPE	STATUS	ASSETS	LIABILITIES	CAPITAL & SURPLUS	ARIZONA PREMIUMS
89958	4803	SHELTERPOINT INSURANCE COMPANY	FL	LD	AC	9,091	1,080	8,011	0
68845	4947	SHENANDOAH LIFE INSURANCE COMPANY	VA	LD	AC	994,688	886,061	108,626	489
71420	707	SIERRA HEALTH AND LIFE INSURANCE COMPANY, INC.	NV	LD	AC	4,219,466	2,009,998	2,116,486	198,483
47012		SIGHTCARE, INC.	AZ	SC	AC	2,131	76	2,045	11,190
12575	1	SILVERSCRIPT INSURANCE COMPANY	TN	DI	AC	2,403,667	1,372,957	998,843	35,071
38776	4863	SIRIUS AMERICA INSURANCE COMPANY	NY	PC	AC	1,228,020	705,824	522,196	2,693
57673		SLOVENE NATIONAL BENEFIT SOCIETY	PA	FB	AC	212,654	204,621	7,453	0
15261		SOCIETY INSURANCE, A MUTUAL COMPANY	WI	PC	AC	446,603	288,465	158,138	0
38997	3219	SOMPO AMERICA FIRE & MARINE INSURANCE COMPANY	NY	PC	AC	104,940	31,878	73,062	242
11126	3219	SOMPO AMERICA INSURANCE COMPANY	NY	PC	AC	1,326,319	713,660	612,659	2,913
57142		SONS OF NORWAY	MN	FB	AC	360,450	340,304	19,679	143
19178		SOUTHERN GUARANTY INSURANCE COMPANY	WI	PC	AC	26,817	1,104	25,713	31
19216	2538	SOUTHERN INSURANCE COMPANY	TX	PC	AC	40,158	7,729	32,429	4
10925		SOUTHERN VANGUARD INSURANCE COMPANY	TX	PC	AC	25,962	14,383	11,579	0
79057	4827	SOUTHLAND NATIONAL INSURANCE CORPORATION	NC	LD	AC	354,007	332,103	21,903	52
27499		SOUTHWEST GENERAL INSURANCE COMPANY	NM	PC	AC	2,070	732	1,338	226
15305		SOUTHWEST LAND TITLE INSURANCE COMPANY	TX	TI	AC	3,548	263	328	0
12294	256	SOUTHWEST MARINE AND GENERAL INSURANCE COMPANY	AZ	PC	AC	292,644	225,912	66,733	27
20613	4734	SPARTA INSURANCE COMPANY	CT	PC	AC	194,282	102,477	91,805	0
24376		SPINNAKER INSURANCE COMPANY	IL	PC	AC	74,367	41,350	33,017	2,065
10754		SPIRIT MOUNTAIN INSURANCE COMPANY RISK RETENTION GROUP, INC.	AL	RG	AC	6,058	2,771	3,287	35
11114		ST. CHARLES INSURANCE COMPANY RISK RETENTION GROUP	SC	RG	AC	19,061	2,609	16,451	1

For more information about insurance companies, visit the Department's website at <https://insurance.az.gov/license-search>

DIRECT-WRITING INSURERS AUTHORIZED IN ARIZONA as of December 31, 2018 (\$000 omitted)

NAIC #	GROUP #	NAME	DOMICILE STATE	BUSINESS TYPE	STATUS	ASSETS	LIABILITIES	CAPITAL & SURPLUS	ARIZONA PREMIUMS
24767	3548	ST. PAUL FIRE AND MARINE INSURANCE COMPANY	CT	PC	AC	19,476,302	13,771,734	5,704,568	263
24775	3548	ST. PAUL GUARDIAN INSURANCE COMPANY	CT	PC	AC	76,653	53,824	22,829	1
24791	3548	ST. PAUL MERCURY INSURANCE COMPANY	CT	PC	AC	329,755	214,669	115,086	35
19224	3548	ST. PAUL PROTECTIVE INSURANCE COMPANY	CT	PC	AC	531,475	312,761	218,714	0
12645		STANDARD CASUALTY COMPANY	TX	PC	AC	40,387	22,808	17,579	4,901
19070	3548	STANDARD FIRE INSURANCE COMPANY, THE	CT	PC	AC	3,935,183	2,713,698	1,221,484	7,739
42986	19	STANDARD GUARANTY INSURANCE COMPANY	DE	PC	AC	300,583	170,496	130,087	10,209
69019	1348	STANDARD INSURANCE COMPANY	OR	LD	AC	23,862,641	22,568,661	1,293,980	95,152
86355	408	STANDARD LIFE AND ACCIDENT INSURANCE COMPANY	TX	LD	AC	516,923	225,033	291,890	2,204
69078	450	STANDARD SECURITY LIFE INSURANCE COMPANY OF NY	NY	LD	AC	129,108	58,316	70,792	2,865
32387		STAR CASUALTY INSURANCE COMPANY	FL	PC	AC	36,598	27,438	9,160	440
18023	748	STAR INSURANCE COMPANY	MI	PC	AC	1,806,736	1,227,148	579,588	1,443
68985	565	STARMOUNT LIFE INSURANCE COMPANY	ME	LD	AC	94,040	48,711	45,329	1,548
40045	98	STARNET INSURANCE COMPANY	IA	PC	AC	243,541	127,519	116,022	4,731
38318	4670	STARR INDEMNITY & LIABILITY COMPANY	TX	PC	AC	5,332,385	3,308,486	2,023,899	24,346
16109	4670	STARR SPECIALTY INSURANCE COMPANY	TX	PC	AC	44,432	2,119	42,313	0
25496	4725	STARSTONE NATIONAL INSURANCE COMPANY	DE	PC	AC	523,079	411,019	112,061	3,100
25127	175	STATE AUTO PROPERTY & CASUALTY INSURANCE COMPANY	IA	PC	AC	2,448,250	1,752,096	696,154	18,712
25135	175	STATE AUTOMOBILE MUTUAL INSURANCE COMPANY	OH	PC	AC	2,295,424	1,529,494	765,930	2,021
25143	176	STATE FARM FIRE AND CASUALTY COMPANY	IL	PC	AC	41,009,727	22,127,207	18,882,521	431,718
25151	176	STATE FARM GENERAL INSURANCE COMPANY	IL	PC	AC	6,634,867	4,171,950	2,462,917	0
94498	176	STATE FARM HEALTH INSURANCE COMPANY	IL	LD	AC	8,367	33	8,335	0
69108	176	STATE FARM LIFE INSURANCE COMPANY	IL	LI	AC	74,990,697	63,466,709	11,523,988	91,206

For more information about insurance companies, visit the Department's website at <https://insurance.az.gov/license-search>

DIRECT-WRITING INSURERS AUTHORIZED IN ARIZONA as of December 31, 2018 (\$000 omitted)

NAIC #	GROUP #	NAME	DOMICILE STATE	BUSINESS TYPE	STATUS	ASSETS	LIABILITIES	CAPITAL & SURPLUS	ARIZONA PREMIUMS
25178	176	STATE FARM MUTUAL AUTOMOBILE INSURANCE COMPANY	IL	PC	AC	159,865,233	59,111,576	100,753,656	773,558
69116	619	STATE LIFE INSURANCE COMPANY, THE	IN	LD	AC	8,490,203	7,994,248	495,955	17,634
69132		STATE MUTUAL INSURANCE COMPANY	GA	LD	AC	189,540	163,288	26,252	554
12831	785	STATE NATIONAL INSURANCE COMPANY, INC.	TX	PC	AC	542,004	147,627	394,377	8,861
44075		STATES SELF-INSURERS RISK RETENTION GROUP, INC.	VT	RG	AC	27,629	17,566	10,064	0
16137	4929	STATES TITLE INSURANCE COMPANY	AZ	TI	AC	3,085	56	302	10
89184	4888	STERLING INVESTORS LIFE INSURANCE COMPANY	IN	LD	AC	78,463	68,261	10,201	124
77399	901	STERLING LIFE INSURANCE COMPANY	IL	LD	AC	33,531	19,044	14,487	819
15081		STEWART HEALTH CHOICE, INC.	AZ	HC	AC	7,817	0	7,817	13
50121	340	STEWART TITLE GUARANTY COMPANY	TX	TI	AC	1,122,363	547,526	57,483	26,267
10476		STICO MUTUAL INSURANCE COMPANY, RISK RETENTION GROUP	VT	RG	AC	23,572	11,513	12,059	0
25180	4869	STILLWATER INSURANCE COMPANY	CA	PC	AC	402,824	231,732	171,092	35,210
16578	4869	STILLWATER PROPERTY AND CASUALTY INSURANCE COMPANY	NY	PC	AC	133,995	14,786	119,209	1
14012	4717	STONEGATE INSURANCE COMPANY	IL	PC	AC	28,130	23,180	4,950	0
11042	4949	STONETRUST COMMERCIAL INSURANCE COMPANY	NE	CI	AC	170,276	102,001	68,275	0
10340	796	STONINGTON INSURANCE COMPANY	PA	PC	AC	16,227	1,713	14,514	128
40436	12	STRATFORD INSURANCE COMPANY	NH	PC	AC	485,534	396,730	88,804	531
10130		SU INSURANCE COMPANY	WI	PI	AC	23,461	10,838	12,623	0
80926	549	SUN LIFE AND HEALTH INSURANCE COMPANY (U.S.)	MI	LD	AC	930,626	825197.019	105,429	374
80802	549	SUN LIFE ASSURANCE COMPANY OF CANADA	MI	LD	AC	18,836,114	17,512,260	1,323,854	40,896
10909		SUN SURETY INSURANCE COMPANY	SD	CI	AC	22,847	11,356	11,491	63

For more information about insurance companies, visit the Department's website at <https://insurance.az.gov/license-search>

DIRECT-WRITING INSURERS AUTHORIZED IN ARIZONA as of December 31, 2018 (\$000 omitted)

NAIC #	GROUP #	NAME	DOMICILE STATE	BUSINESS TYPE	STATUS	ASSETS	LIABILITIES	CAPITAL & SURPLUS	ARIZONA PREMIUMS
14026		SUNLAND RISK RETENTION GROUP, INC.	TN	RG	AC	2,885	1,355	1,530	0
69272	588	SUNSET LIFE INSURANCE COMPANY OF AMERICA	MO	LD	AC	304,737	280,046	24,691	271
34762	4943	SUNZ INSURANCE COMPANY	FL	CI	AC	325,997	255,541	70,455	259
60188	4879	SUPERIOR VISION INSURANCE, INC.	AZ	DI	AC	54,312	28,251	23,665	0
58181		SUPREME COUNCIL OF THE ROYAL ARCANUM	MA	FB	AC	109,154	97,215	11,622	1
13175	4638	SURENCY LIFE & HEALTH INSURANCE COMPANY	KS	DI	AC	12,808	2,517	10,291	0
10916	785	SURETEC INSURANCE COMPANY	TX	CI	AC	258,255	150,977	107,278	843
24047	218	SURETY BONDING COMPANY OF AMERICA	SD	CI	AC	7,762	1	7,760	179
69329		SURETY LIFE AND CASUALTY INSURANCE COMPANY	ND	LD	AC	12,342	7,475	4,867	0
69310		SURETY LIFE INSURANCE COMPANY	NE	LD	AC	19,651	1,470	18,181	331
25798		SUTTON NATIONAL INSURANCE COMPANY	WI	PC	AC	10,071	2,505	7,566	0
82627	181	SWISS RE LIFE & HEALTH AMERICA INC.	MO	LD	AC	15,932,402	13,896,609	2,035,793	0
25364	181	SWISS REINSURANCE AMERICA CORPORATION	NY	PC	AC	14,509,415	11,197,048	3,312,367	0
68608	4855	SYMETRA LIFE INSURANCE COMPANY	IA	LD	AC	37,859,874	35,733,308	2,126,566	103,640
90581	4855	SYMETRA NATIONAL LIFE INSURANCE COMPANY	IA	LD	AC	18,878	7,240	11,638	1
84549	707	SYMPHONIX HEALTH INSURANCE, INC.	IL	LD	AC	345,557	233,151	104,884	5,835
20311		SYNCORA GUARANTEE INC.	NY	CI	AC	849,118	38,088	811,030	0
12866	968	T.H.E. INSURANCE COMPANY	LA	PC	AC	206,735	139,760	66,975	2,980
71153	4926	TALCOTT RESOLUTION LIFE AND ANNUITY INSURANCE COMPANY	CT	LD	AC	32,808,756	31,647,918	1,160,838	21,213
88072	4926	TALCOTT RESOLUTION LIFE INSURANCE COMPANY	CT	LD	AC	86,253,285	82,540,623	3,712,663	10,945
41050	831	TDC NATIONAL ASSURANCE COMPANY	OR	CI	AC	351,525	249,041	102,484	0
69345	1216	TEACHERS INSURANCE AND ANNUITY ASSOCIATION OF AMERICA	NY	LD	AC	303,286,268	265,159,965	38,126,303	126,174

For more information about insurance companies, visit the Department's website at <https://insurance.az.gov/license-search>

DIRECT-WRITING INSURERS AUTHORIZED IN ARIZONA as of December 31, 2018 (\$000 omitted)

NAIC #	GROUP #	NAME	DOMICILE STATE	BUSINESS TYPE	STATUS	ASSETS	LIABILITIES	CAPITAL & SURPLUS	ARIZONA PREMIUMS
22683	300	TEACHERS INSURANCE COMPANY	IL	PC	AC	360,966	217,877	143,089	2,300
42376	2538	TECHNOLOGY INSURANCE COMPANY, INC.	DE	PC	AC	4,199,981	3,158,506	1,041,475	26,692
10113		TERRA INSURANCE COMPANY (A RISK RETENTION GROUP)	VT	RG	AC	29,357	11,641	17,716	0
14395		TERRAFIRMA RISK RETENTION GROUP, LLC	VT	RG	AC	7,539	2,620	4,920	6
69396	4213	TEXAS LIFE INSURANCE COMPANY	TX	LI	AC	1,232,237	1,137,250	94,986	1,991
10393	4776	TEXAS MEDICAL INSURANCE COMPANY	TX	CI	AC	77,946	43,617	34,329	0
83160		TEXAS SERVICE LIFE INSURANCE COMPANY	TX	LI	AC	91,267	76,940	14,327	0
56014	2938	THRIVENT FINANCIAL FOR LUTHERANS	WI	FB	AC	90,615,783	52,952,264	9,129,599	104,047
97721	2938	THRIVENT LIFE INSURANCE COMPANY	WI	LD	AC	3,720,699	3,561,644	159,055	2,427
60142	1216	TIAA-CREF LIFE INSURANCE COMPANY	NY	LD	AC	13,267,151	12,766,268	500,883	8,139
92908	370	TIER ONE INSURANCE COMPANY	NE	LD	AC	10,041	20	10,021	0
25534	158	TIG INSURANCE COMPANY	CA	PC	AC	2,153,577	1,625,003	528,573	0
69477		TIME INSURANCE COMPANY II	PR	LD	AC	19,549	16,992	2,557	3,675
36269	140	TITAN INSURANCE COMPANY	MI	PC	AC	133,184	28,129	105,055	0
11153	4884	TITAN INSURANCE COMPANY, INC., A RISK RETENTION GROUP	SC	RG	AC	76,487	18,056	58,432	63
10084		TITLE INDUSTRY ASSURANCE COMPANY RISK RETENTION GROUP	VT	RG	AC	7,880	2,227	5,653	0
50016		TITLE RESOURCES GUARANTY COMPANY	TX	TI	AC	103,911	65,360	3,855	25,764
10738	3098	TM SPECIALTY INSURANCE COMPANY	AZ	CI	AC	41,240	86	41,154	0
32301	3098	TNUS INSURANCE COMPANY	NY	PC	AC	64,435	5,254	59,181	339
42439		TOA REINSURANCE COMPANY OF AMERICA, THE	DE	PC	AC	1,808,542	1,216,993	591,549	0
10945	3098	TOKIO MARINE AMERICA INSURANCE COMPANY	NY	PC	AC	1,432,184	921,938	510,246	4,643
18031	161	TOPA INSURANCE COMPANY	CA	PC	AC	195,544	125,682	69,862	761

For more information about insurance companies, visit the Department's website at <https://insurance.az.gov/license-search>

DIRECT-WRITING INSURERS AUTHORIZED IN ARIZONA as of December 31, 2018 (\$000 omitted)

NAIC #	GROUP #	NAME	DOMICILE STATE	BUSINESS TYPE	STATUS	ASSETS	LIABILITIES	CAPITAL & SURPLUS	ARIZONA PREMIUMS
52120	661	TOTAL DENTAL ADMINISTRATORS HEALTH PLAN, INC.	AZ	PD	AC	4,135	917	3,215	2,979
11027	3484	TOWER HILL PRIME INSURANCE COMPANY	FL	PC	AC	292,564	173,765	118,799	1
77674		TOWN & COUNTRY LIFE INSURANCE COMPANY	UT	LD	AC	7,874	2,761	5,113	166
37621		TOYOTA MOTOR INSURANCE COMPANY	IA	PC	AC	557,788	321,133	236,655	3,824
42749		TRADERS INSURANCE COMPANY	MO	PC	AC	94,681	62,999	31,683	0
34002		TRANS CITY CASUALTY INSURANCE COMPANY	AZ	CI	AC	17,913	4,592	13,321	3,877
41238	3098	TRANS PACIFIC INSURANCE COMPANY	NY	PC	AC	67,661	13,104	54,557	299
69566	4877	TRANS WORLD ASSURANCE COMPANY	CA	LD	AC	343,714	257,459	86,255	149
10952	468	TRANSAMERICA CASUALTY INSURANCE COMPANY	OH	PC	AC	158,418	36,586	121,832	579
70688	468	TRANSAMERICA FINANCIAL LIFE INSURANCE COMPANY	NY	LD	AC	29,480,572	28,390,062	1,090,509	17,895
86231	468	TRANSAMERICA LIFE INSURANCE COMPANY	IA	LD	AC	117,015,549	111,237,256	5,778,293	159,979
66281	468	TRANSAMERICA PREMIER LIFE INSURANCE COMPANY	IA	LD	AC	47,636,506	45,671,347	1,965,159	49,625
19453	501	TRANSATLANTIC REINSURANCE COMPANY	NY	PC	AC	14,315,254	9,701,144	4,614,109	0
77690		TRANS-CITY LIFE INSURANCE CO.	AZ	LD	AC	19,778	10,254	9,524	2,189
28886	225	TRANSGUARD INSURANCE COMPANY OF AMERICA, INC.	IL	PC	AC	418,825	225,328	193,497	840
33014	4234	TRANSPORT INSURANCE COMPANY	OH	PC	AC	33,293	16,225	17,068	0
20494	218	TRANSPORTATION INSURANCE COMPANY	IL	PC	AC	73,088	37	73,051	9,591
28188	3548	TRAVCO INSURANCE COMPANY	CT	PC	AC	225,471	158,920	66,551	0
19038	3548	TRAVELERS CASUALTY AND SURETY COMPANY	CT	PC	AC	17,473,912	10,826,065	6,647,847	6,835
31194	3548	TRAVELERS CASUALTY AND SURETY COMPANY OF AMERICA	CT	PC	AC	4,256,347	2,145,120	2,111,227	29,856
36170	3548	TRAVELERS CASUALTY COMPANY OF CONNECTICUT	CT	PC	AC	340,514	254,638	85,876	0
41769	3548	TRAVELERS CASUALTY COMPANY, THE	CT	PC	AC	214,547	155,347	59,200	0

For more information about insurance companies, visit the Department's website at <https://insurance.az.gov/license-search>

DIRECT-WRITING INSURERS AUTHORIZED IN ARIZONA as of December 31, 2018 (\$000 omitted)

NAIC #	GROUP #	NAME	DOMICILE STATE	BUSINESS TYPE	STATUS	ASSETS	LIABILITIES	CAPITAL & SURPLUS	ARIZONA PREMIUMS
19046	3548	TRAVELERS CASUALTY INSURANCE COMPANY OF AMERICA	CT	PC	AC	2,027,549	1,474,895	552,653	19,654
40282	3548	TRAVELERS COMMERCIAL CASUALTY COMPANY	CT	PC	AC	339,040	249,130	89,910	0
36137	3548	TRAVELERS COMMERCIAL INSURANCE COMPANY	CT	PC	AC	485,154	397,195	87,959	3,430
41750	3548	TRAVELERS CONSTITUTION STATE INSURANCE COMPANY	CT	PC	AC	212,591	153,364	59,227	0
27998	3548	TRAVELERS HOME AND MARINE INSURANCE COMPANY, THE	CT	PC	AC	372,880	267,778	105,102	61,402
25666	3548	TRAVELERS INDEMNITY COMPANY OF AMERICA, THE	CT	PC	AC	665,308	482,798	182,510	12,960
25682	3548	TRAVELERS INDEMNITY COMPANY OF CONNECTICUT, THE	CT	PC	AC	1,121,615	788,829	332,786	11,895
25658	3548	TRAVELERS INDEMNITY COMPANY, THE	CT	PC	AC	21,617,300	14,984,000	6,633,300	53,430
38130	3548	TRAVELERS PERSONAL INSURANCE COMPANY	CT	PC	AC	232,575	173,060	59,515	6,935
36145	3548	TRAVELERS PERSONAL SECURITY INSURANCE COMPANY	CT	PC	AC	214,668	150,884	63,784	0
25674	3548	TRAVELERS PROPERTY CASUALTY COMPANY OF AMERICA	CT	PC	AC	856,750	419,302	437,448	87,530
36161	3548	TRAVELERS PROPERTY CASUALTY INSURANCE COMPANY	CT	PC	AC	281,723	208,994	72,729	68,428
56006		TRAVELERS PROTECTIVE ASSOCIATION OF AMERICA, THE	MO	FB	AC	14,171	1,683	12,487	1
34894	1314	TRENWICK AMERICA REINSURANCE CORPORATION	CT	PC	AC	49,338	20,583	28,755	0
19887	215	TRINITY UNIVERSAL INSURANCE COMPANY	TX	PC	AC	3,675,261	2,678,379	996,882	0
31003	98	TRI-STATE INSURANCE COMPANY OF MINNESOTA	IA	PC	AC	72,098	38,413	33,685	1,165
41211	4734	TRITON INSURANCE COMPANY	TX	PC	AC	447,258	334,060	113,198	1,289
41106	84	TRIUMPHE CASUALTY COMPANY	OH	PC	AC	61,455	42,771	18,683	1,696
92525	115	TRUASSURE INSURANCE COMPANY	IL	LD	AC	11,159	3,834	7,217	170

For more information about insurance companies, visit the Department's website at <https://insurance.az.gov/license-search>

DIRECT-WRITING INSURERS AUTHORIZED IN ARIZONA as of December 31, 2018 (\$000 omitted)

NAIC #	GROUP #	NAME	DOMICILE STATE	BUSINESS TYPE	STATUS	ASSETS	LIABILITIES	CAPITAL & SURPLUS	ARIZONA PREMIUMS
21709	69	TRUCK INSURANCE EXCHANGE	CA	PC	AC	2,151,852	1,484,319	667,533	27,531
27120	91	TRUMBULL INSURANCE COMPANY	CT	PC	AC	253,490	135,699	117,791	102,949
61425	276	TRUSTMARK INSURANCE COMPANY	IL	LD	AC	1,585,483	1,250,473	335,010	6,914
62863	276	TRUSTMARK LIFE INSURANCE COMPANY	IL	LD	AC	319,928	144,450	175,478	3,120
60117	4742	TUFTS INSURANCE COMPANY	MA	DI	AC	115,617	42,703	70,788	0
29459	91	TWIN CITY FIRE INSURANCE COMPANY	IN	PC	AC	698,596	423,050	275,546	32,384
84530	968	U.S. FINANCIAL LIFE INSURANCE COMPANY	OH	LI	AC	537,939	450,900	87,039	1,438
14689	4839	U.S. LEGAL SERVICES, INC.	TN	PL	AC	4,187	487	3,700	1,965
29599	3098	U.S. SPECIALTY INSURANCE COMPANY	TX	PC	AC	2,042,343	1,448,673	593,670	4,734
35416	31	U.S. UNDERWRITERS INSURANCE COMPANY	ND	PC	AC	163,457	38,438	125,019	4
67423		UBS LIFE INSURANCE COMPANY USA	CA	LD	AC	42,773	1,461	41,312	0
19526	248	UFG SPECIALTY INSURANCE COMPANY	IA	PC	AC	42,779	24,547	18,232	0
80314	671	UNICARE LIFE & HEALTH INSURANCE COMPANY	IN	LD	AC	310,602	250,055	60,547	1,566
11121		UNIFIED LIFE INSURANCE COMPANY	TX	LD	AC	225,391	201,210	24,181	953
25747	796	UNIGARD INSURANCE COMPANY	WI	PC	AC	396,521	299,707	96,814	1,326
91529	707	UNIMERICA INSURANCE COMPANY	WI	LD	AC	436,717	206,016	230,701	1,362
62596	350	UNION FIDELITY LIFE INSURANCE COMPANY	KS	LD	AC	20,505,164	19,837,363	667,802	645
25844	98	UNION INSURANCE COMPANY	IA	PC	AC	144,904	98,193	46,711	4,876
21423	62	UNION INSURANCE COMPANY OF PROVIDENCE	IA	PC	AC	48,399	1,619	46,779	238
69744	781	UNION LABOR LIFE INSURANCE COMPANY, THE	MD	LD	AC	3,892,636	3,783,972	108,664	1,231
70408	19	UNION SECURITY INSURANCE COMPANY	KS	LD	AC	2,448,409	2,322,143	126,265	37,761
92916	290	UNITED AMERICAN INSURANCE COMPANY	NE	LD	AC	743,262	584,939	158,322	5,536
35319		UNITED AUTOMOBILE INSURANCE COMPANY	FL	PC	AC	320,597	230,008	90,589	(3)
65269	901	UNITED BENEFIT LIFE INSURANCE COMPANY	OH	LD	AC	3,116	45	3,070	0
36226		UNITED CASUALTY AND SURETY INSURANCE COMPANY	NE	CI	AC	21,536	6,566	14,970	69

For more information about insurance companies, visit the Department's website at <https://insurance.az.gov/license-search>

DIRECT-WRITING INSURERS AUTHORIZED IN ARIZONA as of December 31, 2018 (\$000 omitted)

NAIC #	GROUP #	NAME	DOMICILE STATE	BUSINESS TYPE	STATUS	ASSETS	LIABILITIES	CAPITAL & SURPLUS	ARIZONA PREMIUMS
85766	812	UNITED CONCORDIA INSURANCE COMPANY	AZ	LD	AC	317,376	94,163	222,061	6,859
47708	549	UNITED DENTAL CARE OF ARIZONA, INC.	AZ	PD	AC	6,922	870	5,867	4,294
10020		UNITED EDUCATORS INSURANCE, A RECIPROCAL RRG	VT	RG	AC	917,637	614,393	303,244	692
69892	542	UNITED FARM FAMILY LIFE INSURANCE COMPANY	IN	LD	AC	2,359,319	2,024,090	335,229	1,247
87645	449	UNITED FIDELITY LIFE INSURANCE COMPANY	TX	LD	AC	755,873	267,593	488,280	84
11770	155	UNITED FINANCIAL CASUALTY COMPANY	OH	PC	AC	4,113,922	3,186,429	927,493	72,308
13021	248	UNITED FIRE & CASUALTY COMPANY	IA	PC	AC	2,020,197	1,245,940	774,257	9,652
19496	248	UNITED FIRE & INDEMNITY COMPANY	TX	PC	AC	59,783	40,647	19,136	0
16659	1279	UNITED GUARANTY COMMERCIAL INSURANCE COMPANY OF NC	NC	CI	AC	17,912	7,688	10,224	0
40525	1279	UNITED GUARANTY CREDIT INSURANCE COMPANY	NC	MG	AC	5,903	546	5,358	0
15873	1279	UNITED GUARANTY RESIDENTIAL INSURANCE COMPANY	NC	MG	AC	1,905,922	1,593,674	312,248	11,121
63983	2878	UNITED HERITAGE LIFE INSURANCE COMPANY	ID	LD	AC	603,803	536,535	67,268	694
18939	2878	UNITED HERITAGE PROPERTY & CASUALTY COMPANY	ID	PC	AC	43,832	27,519	16,313	1,369
69922	542	UNITED HOME LIFE INSURANCE COMPANY	IN	LD	AC	97,560	77,650	19,910	151
12256		UNITED INSURANCE COMPANY INC.	UT	PC	AC	48,983	34,136	14,847	29,344
69930	215	UNITED INSURANCE COMPANY OF AMERICA	IL	LD	AC	3,906,884	3,455,982	450,902	35
69973	4925	UNITED LIFE INSURANCE COMPANY	IA	LD	AC	1,514,371	1,371,586	142,786	1,079
92703	687	UNITED NATIONAL LIFE INSURANCE COMPANY OF AMERICA	IL	LD	AC	33,966	24,678	9,288	272
69868	261	UNITED OF OMAHA LIFE INSURANCE COMPANY	NE	LD	AC	23,038,776	21,399,406	1,639,369	137,669
42129		UNITED SECURITY ASSURANCE COMPANY OF PENNSYLVANIA	PA	LD	AC	36,893	25,402	11,491	51

For more information about insurance companies, visit the Department's website at <https://insurance.az.gov/license-search>

DIRECT-WRITING INSURERS AUTHORIZED IN ARIZONA as of December 31, 2018 (\$000 omitted)

NAIC #	GROUP #	NAME	DOMICILE STATE	BUSINESS TYPE	STATUS	ASSETS	LIABILITIES	CAPITAL & SURPLUS	ARIZONA PREMIUMS
81108	4727	UNITED SECURITY HEALTH AND CASUALTY INSURANCE COMPANY	IL	PC	AC	6,025	2,090	3,936	36
25941	200	UNITED SERVICES AUTOMOBILE ASSOCIATION	TX	PC	AC	36,922,905	9,322,222	27,600,683	203,054
25887	3548	UNITED STATES FIDELITY AND GUARANTY COMPANY	CT	PC	AC	3,358,469	2,374,263	984,206	(1,021)
21113	158	UNITED STATES FIRE INSURANCE COMPANY	DE	PC	AC	4,085,827	2,768,187	1,317,641	13,458
25895	31	UNITED STATES LIABILITY INSURANCE COMPANY	PA	PC	AC	1,153,139	430,859	722,279	9,614
70106	12	UNITED STATES LIFE INS. CO. IN THE CITY OF N. Y., THE	NY	LD	AC	28,200,279	26,922,229	1,278,050	(1,278)
29157	572	UNITED WISCONSIN INSURANCE COMPANY	WI	PC	AC	207,040	83,504	123,537	1,151
72850	261	UNITED WORLD LIFE INSURANCE COMPANY	NE	LD	AC	128,505	83,951	44,554	5,254
79413	707	UNITEDHEALTHCARE INSURANCE COMPANY	CT	LD	AC	20,752,474	12,624,242	8,128,231	1,611,653
97179	707	UNITEDHEALTHCARE LIFE INSURANCE COMPANY	WI	LD	AC	241,185	82,294	158,891	817
96016	707	UNITEDHEALTHCARE OF ARIZONA, INC.	AZ	HC	AC	49,785	25,294	23,838	125,148
95710	707	UNITEDHEALTHCARE OF WISCONSIN, INC.	WI	HC	AC	1,769,476	872,114	833,400	172,811
16063	215	UNITRIN AUTO AND HOME INSURANCE COMPANY	NY	PC	AC	71,015	37,189	33,826	0
10226	215	UNITRIN DIRECT INSURANCE COMPANY	IL	PC	AC	11,981	3,370	8,612	58
10915	215	UNITRIN DIRECT PROPERTY & CASUALTY COMPANY	IL	PC	AC	14,222	3,582	10,640	423
40703	215	UNITRIN SAFEGUARD INSURANCE COMPANY	WI	PC	AC	49,385	41,312	8,073	1,168
63819		UNITY FINANCIAL LIFE INSURANCE COMPANY	OH	LI	AC	301,723	285,782	15,941	140
70122		UNIVERSAL FIDELITY LIFE INSURANCE COMPANY	OK	LD	AC	16,129	10,263	5,866	81
32867		UNIVERSAL FIRE & CASUALTY INSURANCE COMPANY	IN	PC	AC	18,240	9,506	8,734	15
70130		UNIVERSAL GUARANTY LIFE INSURANCE COMPANY	OH	LI	AC	346,198	286,174	60,024	20
10759	71	UNIVERSAL NORTH AMERICA INSURANCE COMPANY	TX	PC	AC	189,321	119,166	70,155	903

For more information about insurance companies, visit the Department's website at <https://insurance.az.gov/license-search>

DIRECT-WRITING INSURERS AUTHORIZED IN ARIZONA as of December 31, 2018 (\$000 omitted)

NAIC #	GROUP #	NAME	DOMICILE STATE	BUSINESS TYPE	STATUS	ASSETS	LIABILITIES	CAPITAL & SURPLUS	ARIZONA PREMIUMS
25933	199	UNIVERSAL SURETY COMPANY	NE	CI	AC	211,650	33,915	177,735	160
41181	212	UNIVERSAL UNDERWRITERS INSURANCE COMPANY	IL	PC	AC	336,989	5,946	331,043	10,030
40843	212	UNIVERSAL UNDERWRITERS OF TEXAS INSURANCE COMPANY	IL	PC	AC	10,821	684	10,137	43
67601	565	UNUM INSURANCE COMPANY	ME	LD	AC	62,799	15,883	46,916	67
62235	565	UNUM LIFE INSURANCE COMPANY OF AMERICA	ME	LD	AC	22,022,436	20,188,212	1,834,224	64,659
29998		UPPER HUDSON NATIONAL INSURANCE COMPANY	NY	CI	AC	2,557	1,761	796	0
78093		UPSTREAM LIFE INSURANCE COMPANY	TX	LI	AC	6,083	71	6,012	0
12915		URGENT CARE ASSURANCE COMPANY RISK RETENTION GROUP	NV	RG	AC	4,887	3,346	1,542	27
97772		US HEALTH AND LIFE INSURANCE COMPANY	MI	LD	AC	28,420	14,752	13,668	0
50030		US NATIONAL TITLE INSURANCE COMPANY	MS	TI	AC	2,573	861	171	0
25968	200	USAA CASUALTY INSURANCE COMPANY	TX	PC	AC	11,408,583	6,484,222	4,924,361	190,385
18600	200	USAA GENERAL INDEMNITY COMPANY	TX	PC	AC	5,236,574	3,434,612	1,801,962	132,090
69663	200	USAA LIFE INSURANCE COMPANY	TX	LD	AC	25,393,938	22,856,612	2,537,326	90,756
94358	876	USABLE LIFE	AR	LD	AC	514,687	240,892	273,795	212
28497		USPLATE GLASS INSURANCE COMPANY	IL	CI	AC	31,637	6,097	25,540	8
25976	201	UTICA MUTUAL INSURANCE COMPANY	NY	PC	AC	2,622,038	1,664,763	957,275	223
20508	218	VALLEY FORGE INSURANCE COMPANY	PA	PC	AC	73,557	15	73,542	9,952
21172	84	VANLINER INSURANCE COMPANY	MO	PC	AC	478,167	339,668	138,499	2,712
44768	158	VANTAPRO SPECIALTY INSURANCE COMPANY	AR	PC	AC	34,297	10,778	23,519	190
68632	850	VANTIS LIFE INSURANCE COMPANY	CT	LD	AC	523,817	460,167	63,650	106
70238	12	VARIABLE ANNUITY LIFE INSURANCE COMPANY, THE	TX	LI	AC	78,453,699	75,764,136	2,689,563	56,905
16186	158	VAULT RECIPROCAL EXCHANGE	FL	PC	AC	63,786	15,900	47,886	0
15956		VELOCITY INSURANCE COMPANY, A RISK RETENTION GROUP	SC	RG	AC	2,906	1,278	1,628	0

For more information about insurance companies, visit the Department's website at <https://insurance.az.gov/license-search>

DIRECT-WRITING INSURERS AUTHORIZED IN ARIZONA as of December 31, 2018 (\$000 omitted)

NAIC #	GROUP #	NAME	DOMICILE STATE	BUSINESS TYPE	STATUS	ASSETS	LIABILITIES	CAPITAL & SURPLUS	ARIZONA PREMIUMS
10815	88	VERLAN FIRE INSURANCE COMPANY	NH	PC	AC	25,541	27	25,514	419
42889	140	VICTORIA FIRE & CASUALTY COMPANY	OH	PC	AC	36,899	2,351	34,548	(56)
10105	140	VICTORIA SELECT INSURANCE COMPANY	OH	PC	AC	6,346	519	5,828	1
20397	626	VIGILANT INSURANCE COMPANY	NY	PC	AC	443,240	109,497	333,743	2,219
13137	169	VIKING INSURANCE COMPANY OF WISCONSIN	WI	PC	AC	508,404	337,138	171,267	366
40827	19	VIRGINIA SURETY COMPANY, INC.	IL	PC	AC	1,643,310	1,249,868	393,442	22,724
39616	1189	VISION SERVICE PLAN INSURANCE COMPANY	OH	DI	AC	555,866	121,209	174,481	34,674
80942	4734	VOYA INSURANCE AND ANNUITY COMPANY	IA	LD	AC	50,810,613	48,589,419	2,221,194	6,187
86509	4832	VOYA RETIREMENT INSURANCE AND ANNUITY COMPANY	CT	LD	AC	100,327,002	98,326,981	2,000,020	124,420
12528	3991	WADENA INSURANCE COMPANY	IA	PC	AC	5,598	19	5,579	12
26085	215	WARNER INSURANCE COMPANY	IL	PC	AC	16,327	72	16,255	0
32778	181	WASHINGTON INTERNATIONAL INSURANCE COMPANY	NH	PC	AC	101,548	16,156	85,392	357
70319	233	WASHINGTON NATIONAL INSURANCE COMPANY	IN	LD	AC	5,466,050	5,100,288	365,762	2,699
25585	4871	WATFORD INSURANCE COMPANY	NJ	PC	AC	34,328	17,241	17,087	319
26069	111	WAUSAU BUSINESS INSURANCE COMPANY	WI	PC	AC	32,929	2,987	29,942	(0)
26042	111	WAUSAU UNDERWRITERS INSURANCE COMPANY	WI	PC	AC	133,037	62,986	70,051	1
64467	1199	WELLCARE HEALTH INSURANCE COMPANY OF KENTUCKY, INC.	KY	LD	AC	813,577	448,554	362,949	0
83445	1199	WELLCARE HEALTH INSURANCE OF ARIZONA, INC.	AZ	LD	AC	202,997	137,062	64,634	0
16253	1199	WELLCARE HEALTH PLANS OF ARIZONA, INC.	AZ	HC	AC	4,251	1,113	2,908	0
12964	1199	WELLCARE OF TEXAS, INC.	TX	HC	AC	133,081	72,335	59,958	0
10155	1199	WELLCARE PRESCRIPTION INSURANCE, INC.	FL	DI	AC	1,262,366	944,866	191,645	12,257
32280	31	WELLFLEET INSURANCE COMPANY	IN	CI	AC	104,519	41,202	63,317	997

For more information about insurance companies, visit the Department's website at <https://insurance.az.gov/license-search>

DIRECT-WRITING INSURERS AUTHORIZED IN ARIZONA as of December 31, 2018 (\$000 omitted)

NAIC #	GROUP #	NAME	DOMICILE STATE	BUSINESS TYPE	STATUS	ASSETS	LIABILITIES	CAPITAL & SURPLUS	ARIZONA PREMIUMS
20931	31	WELLFLEET NEW YORK INSURANCE COMPANY	NY	PC	AC	86,799	57,898	28,901	0
25011	2538	WESCO INSURANCE COMPANY	DE	PC	AC	1,838,678	1,480,874	357,805	44,946
44393	111	WEST AMERICAN INSURANCE COMPANY	IN	PC	AC	54,063	2,757	51,306	4,729
15350		WEST BEND MUTUAL INSURANCE COMPANY	WI	PC	AC	2,888,865	1,750,803	1,138,061	0
70335	458	WEST COAST LIFE INSURANCE COMPANY	NE	LD	AC	5,336,538	4,924,638	411,900	11,791
10030	626	WESTCHESTER FIRE INSURANCE COMPANY	PA	PC	AC	338,378	120,981	217,397	8,283
50050		WESTCOR LAND TITLE INSURANCE COMPANY	SC	TI	AC	163,738	98,979	6,475	10,580
27871	513	WESTERN AGRICULTURAL INSURANCE COMPANY	IA	PC	AC	230,565	105,266	125,299	23,957
70483	836	WESTERN AND SOUTHERN LIFE INSURANCE COMPANY	OH	LD	AC	10,112,634	5,175,578	4,937,056	1,031
14122		WESTERN CATHOLIC INSURANCE COMPANY, RRG INC.	VT	RG	AC	2,279	784	1,494	0
27502		WESTERN GENERAL INSURANCE COMPANY	CA	PC	AC	86,657	63,813	22,844	3,283
26395	309	WESTERN HOME INSURANCE COMPANY	MN	PC	AC	74,918	39,645	35,273	0
13625	800	WESTERN MUTUAL INSURANCE COMPANY	CA	PC	AC	95,024	28,488	66,536	0
24465	309	WESTERN NATIONAL ASSURANCE COMPANY	MN	PC	AC	73,755	42,177	31,578	0
15377	309	WESTERN NATIONAL MUTUAL INSURANCE COMPANY	MN	PC	AC	1,135,565	643,548	492,018	975
40940	1226	WESTERN PACIFIC MUTUAL INSURANCE COMPANY, A RRG	CO	RG	AC	140,779	23,474	117,304	92
13188	218	WESTERN SURETY COMPANY	SD	CI	AC	2,083,835	542,268	1,541,567	7,350
85189	1117	WESTERN UNITED LIFE ASSURANCE COMPANY	WA	LD	AC	1,223,083	1,143,669	79,415	4,116
92622	836	WESTERN-SOUTHERN LIFE ASSURANCE COMPANY	OH	LD	AC	13,029,414	12,089,616	939,798	37,957
24112	228	WESTFIELD INSURANCE COMPANY	OH	PC	AC	2,902,734	1,747,166	1,155,568	24,077
24120	228	WESTFIELD NATIONAL INSURANCE COMPANY	OH	PC	AC	683,559	377,766	305,793	2,962
39845	181	WESTPORT INSURANCE CORPORATION	MO	PC	AC	5,450,072	3,815,983	1,634,089	18,967
51152	4736	WFG NATIONAL TITLE INSURANCE COMPANY	SC	TI	AC	143,864	114,949	2,891	6,007

For more information about insurance companies, visit the Department's website at <https://insurance.az.gov/license-search>

DIRECT-WRITING INSURERS AUTHORIZED IN ARIZONA as of December 31, 2018 (\$000 omitted)

NAIC #	GROUP #	NAME	DOMICILE STATE	BUSINESS TYPE	STATUS	ASSETS	LIABILITIES	CAPITAL & SURPLUS	ARIZONA PREMIUMS
11932	4720	WHITE PINE INSURANCE COMPANY	MI	PC	AC	57,032	30,445	26,587	3
62413	4213	WILCAC LIFE INSURANCE COMPANY	IL	LD	AC	2,289,231	2,168,776	120,455	360
65900	4213	WILCO LIFE INSURANCE COMPANY	IN	LD	AC	2,794,927	2,633,528	161,398	2,833
66230	872	WILLIAM PENN LIFE INSURANCE COMPANY OF NEW YORK	NY	LI	AC	1,194,077	1,091,251	102,826	429
25780	748	WILLIAMSBURG NATIONAL INSURANCE COMPANY	MI	PC	AC	30,801	1,249	29,551	46
13234	225	WILSHIRE INSURANCE COMPANY	NC	PC	AC	289,618	182,960	106,658	3,240
66133	4213	WILTON REASSURANCE COMPANY	MN	LD	AC	18,607,314	17,657,132	950,182	0
60704	4213	WILTON REASSURANCE LIFE COMPANY OF NEW YORK	NY	LD	AC	875,349	775,302	100,047	215
37001	4868	WINDHAVEN NATIONAL INSURANCE COMPANY	TX	PC	AC	42,613	35,712	6,901	0
65960	1167	WINDSOR LIFE INSURANCE COMPANY	TX	LD	AC	3,258	295	2,963	0
68420		WMI MUTUAL INSURANCE COMPANY	UT	LD	AC	14,815	4,129	10,686	767
56170		WOMAN'S LIFE INSURANCE SOCIETY	MI	FB	AC	204,715	184,589	19,973	5
57320		WOODMEN OF THE WORLD LIFE INSURANCE SOCIETY	NE	FB	AC	11,145,091	9,072,826	1,432,173	1,601
31232		WORK FIRST CASUALTY COMPANY	DE	CI	AC	57,798	39,743	18,055	11
11090	2438	WORTH CASUALTY COMPANY	TX	PC	AC	23,547	11,198	12,349	1,198
11523		WRIGHT NATIONAL FLOOD INSURANCE COMPANY	TX	PI	AC	26,968	7,544	19,424	1,622
24554	968	XL INSURANCE AMERICA, INC.	DE	PC	AC	998,042	749,743	248,299	11,707
40193	968	XL INSURANCE COMPANY OF NEW YORK, INC.	NY	PC	AC	273,389	209,052	64,337	0
20583	968	XL REINSURANCE AMERICA INC.	NY	PC	AC	8,056,688	5,968,433	2,088,254	0
37885	968	XL SPECIALTY INSURANCE COMPANY	DE	PC	AC	1,152,033	851,686	300,347	19,225
37931	1321	YCI, INC.	OK	PC	AC	9,620	2,051	7,569	0
26220	4725	YOSEMITE INSURANCE COMPANY	OK	PC	AC	106,288	67,936	38,352	(283)
27090	3702	YOUNG AMERICA INSURANCE COMPANY	TX	PC	AC	45,255	34,511	10,743	9,094

For more information about insurance companies, visit the Department's website at <https://insurance.az.gov/license-search>

DIRECT-WRITING INSURERS AUTHORIZED IN ARIZONA as of December 31, 2018 (\$000 omitted)

NAIC #	GROUP #	NAME	DOMICILE STATE	BUSINESS TYPE	STATUS	ASSETS	LIABILITIES	CAPITAL & SURPLUS	ARIZONA PREMIUMS
30325		ZALE INDEMNITY COMPANY	TX	PC	AC	43,811	20,615	23,196	0
13269	158	ZENITH INSURANCE COMPANY	CA	PC	AC	1,790,647	1,249,563	541,084	2,182
30120	158	ZNAT INSURANCE COMPANY	CA	PC	AC	66,618	40,516	26,102	0
16535	212	ZURICH AMERICAN INSURANCE COMPANY	NY	PC	AC	30,948,104	23,772,599	7,175,505	83,233
27855	212	ZURICH AMERICAN INSURANCE COMPANY OF ILLINOIS	IL	PC	AC	54,565	20,130	34,435	1,683
90557	212	ZURICH AMERICAN LIFE INSURANCE COMPANY	IL	LD	AC	14,048,160	13,922,111	126,049	1,920
TOTAL - ALL COMPANIES						8,681,704,058	7,388,375,338	1,254,560,762	33,888,925

REINSURERS AUTHORIZED IN ARIZONA

As of December 31, 2018

NAIC #	NAME	DOMICILE STATE	BUSINESS TYPE
87220	AGENTS REINSURANCE COMPANY	AZ	Life & Disability Reinsurer
60066	ALLIANCE INTERNATIONAL INSURANCE, INC.	AZ	Unaffiliated Credit Life & Disability Reinsurer
86550	AMERISERV LIFE INSURANCE COMPANY	AZ	Unaffiliated Credit Life & Disability Reinsurer
94633	BUCKTAIL LIFE INSURANCE COMPANY	AZ	Life & Disability Reinsurer
82996	C B I INSURANCE COMPANY	AZ	Unaffiliated Credit Life & Disability Reinsurer
89702	CARDINAL & GOLD INSURANCE COMPANY	AZ	Unaffiliated Credit Life & Disability Reinsurer
86240	CENSTAT LIFE ASSURANCE CO.	AZ	Life & Disability Reinsurer
12439	CHARTER REINSURANCE COMPANY, INC.	AZ	Life & Disability Reinsurer
71897	CITADEL LIFE AND HEALTH INSURANCE COMPANY	AZ	Unaffiliated Credit Life & Disability Reinsurer
86436	CITCO LIFE INSURANCE COMPANY	AZ	Unaffiliated Credit Life & Disability Reinsurer
90310	COMMONWEALTH TRUST CREDIT LIFE INSURANCE COMPANY	AZ	Unaffiliated Credit Life & Disability Reinsurer
74454	CONNECTICUT LIFE INSURANCE AND ANNUITY CORPORATION	AZ	Life & Disability Reinsurer
73687	EAGLE INSURANCE COMPANY	AZ	Unaffiliated Credit Life & Disability Reinsurer
79782	ELECTRIC COOPERATIVE LIFE INSURANCE COMPANY	AZ	Life & Disability Reinsurer
14379	FCB REINSURANCE COMPANY	AZ	Unaffiliated Credit Life & Disability Reinsurer
60121	FIRST PULASKI REINSURANCE COMPANY	AZ	Unaffiliated Credit Life & Disability Reinsurer
86398	FIRST VOLUNTEER INSURANCE COMPANY	AZ	Unaffiliated Credit Life & Disability Reinsurer
85227	FOR LIFE INSURANCE COMPANY	AZ	Unaffiliated Credit Life & Disability Reinsurer
60152	FUSB REINSURANCE, INC.	AZ	Unaffiliated Credit Life & Disability Reinsurer
91146	GREATER MISSOURI LIFE INSURANCE COMPANY	AZ	Unaffiliated Credit Life & Disability Reinsurer
82368	HBI LIFE INSURANCE COMPANY	AZ	Life & Disability Reinsurer
14386	HNC REINSURANCE COMPANY	AZ	Unaffiliated Credit Life & Disability Reinsurer
85944	INVESTORS GROWTH LIFE INSURANCE COMPANY	AZ	Life & Disability Reinsurer
86320	IOWA-MIDWEST INSURANCE COMPANY	AZ	Unaffiliated Credit Life & Disability Reinsurer
91111	M&T LIFE INSURANCE COMPANY	AZ	Life & Disability Reinsurer
93793	MIAMI VALLEY INSURANCE COMPANY, THE	AZ	Life & Disability Reinsurer
75396	MISSISSIPPI VALLEY COMPANY	AZ	Life & Disability Reinsurer
63347	NATIONAL PROTECTIVE LIFE INSURANCE COMPANY	AZ	Life & Disability Reinsurer

INSURERS AUTHORIZED IN ARIZONA: REINSURERS as of December 31, 2018

NAIC #	NAME	DOMICILE STATE	BUSINESS TYPE
68723	NEW YORK LIFE AGENTS REINSURANCE COMPANY	AZ	Life & Disability Reinsurer
none	ODANA LIFE REINSURANCE COMPANY	AZ	Unaffiliated Credit Life & Disability Reinsurer
72362	PEKIN FINANCIAL LIFE INSURANCE COMPANY	AZ	Life & Disability Reinsurer
11155	PRENEED REINSURANCE COMPANY OF AMERICA	AZ	Life & Disability Reinsurer
97446	RESERVE CAPITAL LIFE INSURANCE COMPANY	AZ	Unaffiliated Credit Life & Disability Reinsurer
63169	SOMERSET LIFE INSURANCE COMPANY	AZ	Life & Disability Reinsurer
89931	SPECTRUM LIFE INSURANCE COMPANY	AZ	Unaffiliated Credit Life & Disability Reinsurer
88587	STARVED ROCK LIFE INSURANCE COMPANY	AZ	Unaffiliated Credit Life & Disability Reinsurer
81604	TEB LIFE INSURANCE COMPANY	AZ	Life & Disability Reinsurer
85502	TENNESSEE LIFE INSURANCE COMPANY	AZ	Life & Disability Reinsurer
94714	TIPPECANOE LIFE INSURANCE COMPANY	AZ	Unaffiliated Credit Life & Disability Reinsurer
93092	TRUSTEES LIFE INSURANCE COMPANY	AZ	Unaffiliated Credit Life & Disability Reinsurer
89591	UNITED MISSOURI INSURANCE COMPANY	AZ	Unaffiliated Credit Life & Disability Reinsurer
89518	VALUE HEALTH REINSURANCE, INC.	AZ	Life & Disability Reinsurer
62332	WESTPORT LIFE INSURANCE COMPANY	AZ	Life & Disability Reinsurer

CAPTIVE INSURERS AUTHORIZED IN ARIZONA

As of December 31, 2018

NAIC #	NAME	DOMICILE STATE
16380	1224 INSURANCE COMPANY	AZ
14373	1873 GROUP, INC.	AZ
15804	ACRESSA INSURANCE, INC.	AZ
16034	ALASKA BUILDERS CAPTIVE INSURANCE COMPANY	AZ
13603	AMERICAN HONDA INSURANCE CORPORATION	AZ
16229	AMERICAN MEDICAL INSURANCE, INC.	AZ
16419	AMERICAN PRIDE CAPTIVE INSURANCE COMPANY	AZ
14305	APPLE INSURANCE COMPANY, INC.	AZ
11845	AQUAGUARDIAN INSURANCE COMPANY, INC.	AZ
15612	ARIZONA HEALTH RECIPROCAL INSURANCE COMPANY	AZ
14291	ASSOCIATED INSURANCE COMPANY FOR EXCESS	AZ
15293	BEST PRACTICES RE, INC.	AZ
15476	BIG SKY REINSURANCE, INC.	AZ
16184	BISCAYNE ASSURANCE COMPANY, INC.	AZ
14315	BLACK DIAMOND INSURANCE, INC.	AZ
15656	BRENDAN'S JOURNEY ASSURANCE, INC.	AZ
16309	BROADWAY INSURANCE COMPANY	AZ
15063	BRS INSURANCE COMPANY	AZ
14671	CAMBRIDGE ARIZONA INSURANCE COMPANY	AZ
15101	CAST CAPTIVE INSURANCE COMPANY	AZ
15624	CENTRAL FARMERS INSURANCE, INC.	AZ
12167	CHARITABLE SERVICE PROVIDERS RECIPROCAL GROUP CAPTIVE	AZ
16421	CHARTER LIFE CAPTIVE INSURANCE COMPANY, INC.	AZ
16163	COMPANION REINSURANCE, LLC	AZ
15699	CRESTMONT INSURANCE COMPANY	AZ
16267	CS INSURANCE CO.	AZ
15502	CS LIFE RE COMPANY	AZ
15594	CST INSURANCE COMPANY	AZ
14295	CYPRESS INSURANCE COMPANY	AZ

INSURERS AUTHORIZED IN ARIZONA: CAPTIVES as of December 31, 2018

NAIC #	NAME	DOMICILE STATE
15925	DAY ONE INSURANCE, INC.	AZ
16367	DB SELECTIVE INSURANCE GROUP, INC.	AZ
15065	DIVERSIFIED INSURANCE COMPANY	AZ
14333	DMG INSURANCE COMPANY, INC.	AZ
15343	DRAKE PROPERTY & CASUALTY INSURANCE COMPANY	AZ
14296	DRYDEN ARIZONA REINSURANCE TERM COMPANY	AZ
14412	EARL GREY INSURANCE COMPANY, INC.	AZ
14675	EMBASSY INSURANCE CORPORATION	AZ
16234	EQ AZ LIFE RE COMPANY	AZ
14334	ESCOBA INSURANCE COMPANY	AZ
14307	FAIRWAY INSURANCE, INC.	AZ
11900	FOODSERVICE INSURANCE GROUP, INC.	AZ
16028	FORT MAITLAND ASSURANCE, INC.	AZ
15986	GFN INSURANCE CORPORATION	AZ
16089	GIBRALTAR UNIVERSAL LIFE REINSURANCE COMPANY	AZ
15501	GULF ATLANTIC CASUALTY INSURANCE COMPANY, INC.	AZ
12644	HBM GLOBAL RISK CORP.	AZ
14336	HEALTHCARE CAPTIVE INSURANCE COMPANY	AZ
16389	HEALTHIQ RE, INC.	AZ
14253	HEARTLAND RISK MANAGEMENT COMPANY	AZ
15618	HEINZ-NOBLE, INC.	AZ
14306	HOSPITALITY INSURANCE SOLUTIONS, INC.	AZ
92690	HUNTINGTON CAPTIVE INSURANCE COMPANY	AZ
14437	HYUNDAI CAPITAL INSURANCE COMPANY	AZ
15112	INDEPENDENT INNOVATIVE CAPTIVE INSURANCE COMPANY, INC.	AZ
15328	JAMESON INSURANCE, INC.	AZ
15623	KAMILA INSURANCE COMPANY	AZ
14314	MARICOPA CAPTIVE INSURANCE COMPANY, INC.	AZ
16264	MED REALTY INSURANCE, LLC	AZ
14488	MEDICAL ALLIANCE INSURANCE COMPANY, INC., THE	AZ
15875	MID-ATLANTIC UNDERWRITING, INC.	AZ
15361	MIRANDA INSURANCE COMPANY, INC.	AZ

INSURERS AUTHORIZED IN ARIZONA: CAPTIVES as of December 31, 2018

NAIC #	NAME	DOMICILE STATE
14349	MOHAVE TRANSPORTATION INSURANCE COMPANY	AZ
14279	NORTHWESTERN ARIZONA REGIONAL INSURANCE COMPANY, INC.	AZ
14293	NW RE, LIMITED	AZ
14351	OHSU INSURANCE COMPANY	AZ
15509	OSPREY INSURANCE COMPANY	AZ
14682	PACIFIC ANNUITY REINSURANCE COMPANY	AZ
14278	PACIFIC CAPTIVE INSURANCE COMPANY, INC.	AZ
15068	PARAGON INSURANCE COMPANY	AZ
14285	PCR INSURANCE COMPANY	AZ
11386	PEARL CITY INSURANCE COMPANY	AZ
14424	PECONIC INDEMNITY COMPANY	AZ
94935	PENN-OHIO LIFE INSURANCE COMPANY	AZ
14220	PERIMETER INSURANCE COMPANY, INC.	AZ
15120	PIC RISK, INC.	AZ
14339	PROVIDENCE ASSURANCE, INC.	AZ
14299	PRUDENTIAL ARIZONA REINSURANCE CAPTIVE COMPANY	AZ
14300	PRUDENTIAL ARIZONA REINSURANCE TERM COMPANY	AZ
14298	PRUDENTIAL ARIZONA REINSURANCE UNIVERSAL COMPANY	AZ
15456	PRUDENTIAL TERM REINSURANCE COMPANY	AZ
15344	PRUDENTIAL UNIVERSAL REINSURANCE COMPANY	AZ
15622	QCS INSURANCE COMPANY	AZ
14363	RISK RESOURCES,LTD.	AZ
14364	RIVERSIDE CAPTIVE INSURANCE COMPANY	AZ
14007	ROARING RIVER II, INC.	AZ
16308	ROCKY RANGE, INC.	AZ
14286	ROYAL ASSURANCE, INC.	AZ
16266	S&S LOCK INSURANCE (ARIZONA) COMPANY	AZ
11395	SAGUARO NATIONAL CAPTIVE INSURANCE COMPANY	AZ
14312	SC INSURANCE COMPANY	AZ
15321	SECURITY LIFE OF DENVER INTERNATIONAL LIMITED	AZ
15845	SIS INSURANCE COMPANY, INC.	AZ
14674	SOCIAL SERVICES PROVIDERS CAPTIVE INSURANCE COMPANY	AZ

INSURERS AUTHORIZED IN ARIZONA: CAPTIVES as of December 31, 2018

NAIC #	NAME	DOMICILE STATE
14350	SOUTH STATES INSURANCE COMPANY, INC.	AZ
15513	SPACKLER INSURANCE COMPANY, INC.	AZ
14309	SRP CAPTIVE RISK SOLUTIONS, LIMITED	AZ
15002	STANDARDBEARER INSURANCE COMPANY, INC.	AZ
16201	STI CAPTIVE, LLC	AZ
16410	SUPPLEMENTAL RE COMPANY	AZ
14565	TENN RE, INC.	AZ
14304	TGG CAPTIVE INSURANCE COMPANY	AZ
14302	TPC INSURANCE SERVICES, INC.	AZ
11933	TRANSCONTINENTAL SURETY, INC.	AZ
16458	UB INSURANCE, INC.	AZ
15608	UNITED INSURANCE SERVICES, INC.	AZ
15991	VWFS INSURANCE SERVICES, INC.	AZ
14310	WASHINGTON AND MICHIGAN INSURANCE, INC.	AZ
15491	WINSURE CAPTIVE INSURANCE COMPANY	AZ
15294	XENIA ASSURANCE COMPANY, INC.	AZ
14361	XPRESS ASSURANCE, INC.	AZ
16191	YUMA REGIONAL HEALTH SYSTEM INSURANCE, LLC	AZ

TOP 25 INSURERS BY PREMIUM TYPE PREMIUMS WRITTEN

This section lists the 25 insurers with the greatest premium written in 2018 for the following types of insurance:

- Accident & Health
- All Other Accident & Health
- Life
- Total Property & Casualty
 - Homeowners Multiple Peril
 - Private Passenger Automobile Liability
 - Private Passenger Automobile Physical Damage
 - Commercial Multiple Peril
 - Workers' Compensation
 - Commercial Automobile Liability
 - Commercial Automobile Physical Damage
 - Medical Malpractice
 - Title

Additional information about insurers is available from the Department's website at <https://insurance.az.gov/license-search>

ACCIDENT AND HEALTH

NAIC	Name	2018 Market Share	2017 Market Share	Premiums Written	Premiums Earned	Losses Paid	Losses Incurred	Loss Ratio
79413	UNITEDHEALTHCARE INSURANCE COMPANY	34.5%	30.9%	1,606,298	1,612,269	1,292,721	1,294,992	80.6%
60054	AETNA LIFE INSURANCE COMPANY	10.1%	12.2%	468,992	468,157	319,707	321,195	68.5%
67369	CIGNA HEALTH AND LIFE INSURANCE COMPANY	8.1%	7.8%	375,539	362,329	279,123	283,302	75.4%
73288	HUMANA INSURANCE COMPANY	6.5%	6.9%	304,482	302,359	227,046	226,700	74.5%
65978	METROPOLITAN LIFE INSURANCE COMPANY	3.3%	3.3%	155,029	148,352	131,663	133,675	86.2%
62286	GOLDEN RULE INSURANCE COMPANY	1.9%	2.1%	88,150	87,911	64,872	64,546	73.2%
16058	BANNER HEALTH AND AETNA HEALTH INSURANCE COMPANY	1.7%	n/a	79,109	77,478	48,585	59,927	75.8%
60380	AMERICAN FAMILY LIFE ASSURANCE COMPANY OF COLUMBUS	1.5%	1.6%	69,315	69,758	29,966	30,305	43.7%
69868	UNITED OF OMAHA LIFE INSURANCE COMPANY	1.5%	1.6%	67,673	67,748	45,148	45,338	67.0%
66141	HEALTH NET LIFE INSURANCE COMPANY	1.2%	2.5%	57,396	57,396	51,570	41,679	72.6%
62235	UNUM LIFE INSURANCE COMPANY OF AMERICA	1.1%	1.2%	49,879	50,572	37,514	40,135	80.5%
70025	GENWORTH LIFE INSURANCE COMPANY	1.0%	1.1%	48,042	48,535	34,221	54,115	112.6%
65498	LIFE INSURANCE COMPANY OF NORTH AMERICA	0.9%	0.9%	41,429	42,531	11,796	-69,589	-168.0%
70815	HARTFORD LIFE AND ACCIDENT INSURANCE COMPANY	0.9%	1.0%	39,879	40,305	32,910	33,043	82.9%
61271	PRINCIPAL LIFE INSURANCE COMPANY	0.8%	0.9%	38,172	36,097	21,465	21,216	55.6%
12321	AMERICAN CONTINENTAL INSURANCE COMPANY	0.8%	0.8%	35,488	35,630	29,149	29,227	82.4%
70408	UNION SECURITY INSURANCE COMPANY	0.8%	0.9%	35,439	37,446	29,299	28,050	79.2%
12575	SILVERSCRIPT INSURANCE COMPANY	0.8%	0.9%	35,071	35,253	24,377	25,521	72.8%
39616	VISION SERVICE PLAN INSURANCE COMPANY	0.7%	0.8%	34,674	34,674	26,680	26,733	77.1%
80578	PHYSICIANS MUTUAL INSURANCE COMPANY	0.7%	0.6%	31,704	31,408	20,807	19,313	60.9%
68241	PRUDENTIAL INSURANCE COMPANY OF AMERICA, THE	0.7%	0.6%	30,680	30,603	21,449	23,327	76.0%
65838	JOHN HANCOCK LIFE INSURANCE COMPANY (U.S.A.)	0.7%	0.7%	30,565	30,789	19,595	22,872	74.8%
64246	GUARDIAN LIFE INSURANCE COMPANY OF AMERICA, THE	0.7%	1.0%	30,551	30,342	23,359	23,084	75.6%
80802	SUN LIFE ASSURANCE COMPANY OF CANADA	0.6%	0.6%	28,917	29,031	21,561	21,561	74.6%
67105	RELIASTAR LIFE INSURANCE COMPANY	0.6%	0.6%	27,051	27,379	27,851	27,381	101.2%
Current Year Top 25		81.9%		3,809,524	3,794,352	2,872,434	2,827,648	74.5%
2018 Totals (All Insurers)				4,649,695	4,638,472	4,092,318	4,087,546	88.1%
2017 Totals (All Insurers)				4,348,461	4,304,091	3,529,587	3,459,360	80.4%

ALL OTHER HEALTH CARE

NAIC	Name	2018 Market Share	2017 Market Share2	Premiums Written (\$000 omitted)	Arizona Members (Units)	Insurer Type
53589	BLUE CROSS AND BLUE SHIELD OF ARIZONA, INC.	29.8%	30.5%	2,211,960	1,529,208	SC
95434	PACIFICARE OF COLORADO, INC.	22.2%	21.0%	1,647,833	141,215	HC
95206	HEALTH NET OF ARIZONA, INC.	12.6%	14.4%	935,840	122,002	HC
95885	HUMANA HEALTH PLAN, INC.	9.4%	7.4%	694,729	88,951	HC
95125	CIGNA HEALTHCARE OF ARIZONA, INC.	8.0%	7.3%	594,386	47,810	HC
95982	MEDISUN, INC. DBA BLUE CROSS BLUE SHIELD OF ARIZONA ADVANTAGE	7.4%	9.5%	551,998	53,168	HC
95710	UNITEDHEALTHCARE OF WISCONSIN, INC.	2.3%	2.3%	172,812	17,124	HC
13562	CAREMORE HEALTH PLAN OF ARIZONA, INC.	2.3%	2.1%	167,202	13,651	HC
96016	UNITEDHEALTHCARE OF ARIZONA, INC.	1.7%	1.8%	125,149	15,568	HC
95109	AETNA HEALTH INC.	1.4%	1.6%	100,981	60,575	HC
53597	ARIZONA DENTAL INSURANCE SERVICE, INC. DBA DELTA DENTAL OF ARIZONA	1.2%	1.1%	87,698	323,856	SC
15895	HEALTH NET COMMUNITY SOLUTIONS OF ARIZONA, INC.	0.4%	0.3%	32,048	36,286	HC
47013	CIGNA DENTAL HEALTH PLAN OF ARIZONA, INC.	0.3%	0.2%	20,567	134,891	PD
16059	BANNER HEALTH AND AETNA HEALTH PLAN INC.	0.2%	n/a	16,427	5,219	HC
16310	BRIDGEWAY HEALTH SOLUTIONS OF ARIZONA, INC.	0.2%	n/a	13,808	596	HC
16122	BRIGHT HEALTH COMPANY OF ARIZONA	0.2%	n/a	11,558	1,391	HC
47012	SIGHTCARE, INC.	0.2%	0.2%	11,191	412,704	SC
53090	EMPLOYERS DENTAL SERVICES, INC.	0.1%	0.1%	8,257	61,790	PD
14641	MAGELLAN COMPLETE CARE OF ARIZONA, INC.	0.1%	n/a	5,691	5,192	HC
47708	UNITED DENTAL CARE OF ARIZONA, INC.	0.1%	0.1%	4,295	33,853	PD
95366	ALPHA DENTAL OF ARIZONA, INC.	0.0%	0.0%	3,710	22,684	PD
52120	TOTAL DENTAL ADMINISTRATORS HEALTH PLAN, INC.	0.0%	0.1%	2,979	21,599	PD
2018 Totals (All 22 Insurers)		100.0%		7,421,117	3,149,333	
2017 Totals (All Insurers)				6,967,499	3,166,450	

2018 RANKING OF TOP 25 INSURERS BY PREMIUM TYPE, PREMIUM WRITTEN (\$000 omitted)

LIFE

NAIC	Name	2018 Market Share	2017 Market Share	Premiums Written (\$000 omitted)	Dividends Paid (\$000 omitted)	Policies Issued in 2018	Policies In Force at 12/31/2018
79227	PRUCO LIFE INSURANCE COMPANY	7.6%	4.4%	115,652	-	2,338	29,184
67091	NORTHWESTERN MUTUAL LIFE INSURANCE COMPANY, THE	7.3%	4.6%	111,881	73,452	2,565	70,809
65978	METROPOLITAN LIFE INSURANCE COMPANY	6.9%	4.2%	105,935	11,237	24	39,038
65676	LINCOLN NATIONAL LIFE INSURANCE COMPANY, THE	6.5%	4.0%	99,985	320	1,370	19,721
66915	NEW YORK LIFE INSURANCE COMPANY	6.3%	3.8%	97,161	27,639	2,869	56,461
67466	PACIFIC LIFE INSURANCE COMPANY	6.3%	3.9%	96,451	141	1,585	8,088
69108	STATE FARM LIFE INSURANCE COMPANY	5.3%	3.2%	80,654	10,452	9,642	128,770
66869	NATIONWIDE LIFE INSURANCE COMPANY	5.0%	1.2%	76,582	451	181	4,149
66168	MINNESOTA LIFE INSURANCE COMPANY	4.9%	3.6%	75,164	777	595	7,557
68241	PRUDENTIAL INSURANCE COMPANY OF AMERICA, THE	4.8%	3.4%	73,815	22,015	13	58,787
65838	JOHN HANCOCK LIFE INSURANCE COMPANY (U.S.A.)	4.3%	2.6%	65,787	5,624	600	18,796
65935	MASSACHUSETTS MUTUAL LIFE INSURANCE COMPANY	4.0%	2.4%	61,216	24,285	1,601	23,214
65919	PRIMERICA LIFE INSURANCE COMPANY	3.1%	1.8%	47,088	0	7,244	45,656
86231	TRANSAMERICA LIFE INSURANCE COMPANY	3.0%	2.0%	45,987	194	1,574	29,358
69868	UNITED OF OMAHA LIFE INSURANCE COMPANY	2.9%	1.7%	44,105	-	7,635	48,714
63177	FARMERS NEW WORLD LIFE INSURANCE COMPANY	2.6%	1.6%	40,236	10	3,107	61,321
70815	HARTFORD LIFE AND ACCIDENT INSURANCE COMPANY	2.4%	1.5%	36,263	-	-	96
64246	GUARDIAN LIFE INSURANCE COMPANY OF AMERICA, THE	2.4%	1.5%	36,045	10,196	365	8,070
65498	LIFE INSURANCE COMPANY OF NORTH AMERICA	2.3%	1.6%	34,622	-	9	119
68136	PROTECTIVE LIFE INSURANCE COMPANY	2.2%	1.3%	33,664	13	2,311	28,326
56014	THRIVENT FINANCIAL FOR LUTHERANS	2.1%	1.3%	32,821	4,979	642	31,034
67644	PENN MUTUAL LIFE INSURANCE COMPANY, THE	2.1%	n/a	31,745	2,502	353	4,920
90611	ALLIANZ LIFE INSURANCE COMPANY OF NORTH AMERICA	2.0%	n/a	30,780	-	198	2,984
67105	RELIASTAR LIFE INSURANCE COMPANY	1.9%	1.3%	29,021	212	728	17,910
87726	BRIGHTHOUSE LIFE INSURANCE COMPANY	1.9%	1.3%	28,719	313	35	16,172
Current Year Top 25				1,531,379	194,812	47,584	759,254
2018 Totals (All Insurers)				2,523,345	224,471	139,119	1,749,301
2017 Totals (All Insurers)				2,426,539	223,090	132,838	1,737,523

TOTAL PROPERTY AND CASUALTY

NAIC #	Name	2018 Market Share	2017 Market Share	Premiums Written	Premiums Earned	Losses Paid	Losses Incurred	Loss Ratio
25178	STATE FARM MUTUAL AUTOMOBILE INSURANCE COMPANY	6.9%	7.1%	773,558	768,007	481,061	486,331	63.3%
41491	GEICO CASUALTY COMPANY	5.8%	4.2%	653,296	626,331	396,784	439,182	70.1%
25143	STATE FARM FIRE AND CASUALTY COMPANY	3.8%	4.5%	431,718	428,531	247,199	256,715	59.9%
21598	FARMERS INSURANCE COMPANY OF ARIZONA	3.5%	4.0%	393,327	396,428	224,974	228,318	57.6%
11851	PROGRESSIVE ADVANCED INSURANCE COMPANY	3.4%	2.8%	378,926	363,792	205,531	215,999	59.4%
29688	ALLSTATE FIRE AND CASUALTY INSURANCE COMPANY	2.6%	2.6%	295,887	288,325	157,724	165,493	57.4%
37834	PROGRESSIVE PREFERRED INSURANCE COMPANY	2.2%	1.6%	248,978	230,811	124,157	139,380	60.4%
19275	AMERICAN FAMILY MUTUAL INSURANCE COMPANY, S.I.	2.1%	3.0%	236,940	247,511	146,409	138,527	56.0%
25941	UNITED SERVICES AUTOMOBILE ASSOCIATION	1.8%	1.8%	203,054	200,447	137,046	139,336	69.5%
24740	SAFECO INSURANCE COMPANY OF AMERICA	1.7%	1.6%	190,825	185,340	112,887	124,732	67.3%
25968	USAA CASUALTY INSURANCE COMPANY	1.7%	1.6%	190,385	184,923	123,049	114,254	61.8%
10386	AMERICAN FAMILY INSURANCE COMPANY	1.4%	n/a	161,389	142,184	92,253	115,209	81.0%
21652	FARMERS INSURANCE EXCHANGE	1.4%	1.6%	159,549	159,248	80,593	82,842	52.0%
36447	LM GENERAL INSURANCE COMPANY	1.4%	1.2%	151,810	148,468	91,631	116,883	78.7%
18600	USAA GENERAL INDEMNITY COMPANY	1.2%	0.9%	132,090	127,109	81,519	84,641	66.6%
37770	CSAA GENERAL INSURANCE COMPANY	0.9%	0.9%	105,234	102,528	58,707	58,663	57.2%
27120	TRUMBULL INSURANCE COMPANY	0.9%	1.0%	102,949	99,780	57,286	59,825	60.0%
35882	GEICO GENERAL INSURANCE COMPANY	0.9%	1.1%	100,824	102,971	58,762	58,199	56.5%
20443	CONTINENTAL CASUALTY COMPANY	0.8%	0.9%	93,812	87,899	61,460	74,809	85.1%
32832	MUTUAL INSURANCE COMPANY OF ARIZONA	0.8%	1.1%	91,388	96,922	47,346	28,087	29.0%
42404	LIBERTY INSURANCE CORPORATION	0.8%	0.7%	89,991	86,113	47,803	54,531	63.3%
25674	TRAVELERS PROPERTY CASUALTY COMPANY OF AMERICA	0.8%	1.2%	87,530	83,958	59,810	18,284	21.8%
19917	LIBERTY INSURANCE UNDERWRITERS INC.	0.7%	0.7%	83,713	84,586	60,252	62,610	74.0%
16535	ZURICH AMERICAN INSURANCE COMPANY	0.7%	0.8%	83,233	91,452	39,780	38,699	42.3%
18058	PHILADELPHIA INDEMNITY INSURANCE COMPANY	0.7%	0.7%	81,958	78,041	31,267	29,518	37.8%
	Current Year Top 25	49.1%		5,522,363	5,411,706	3,225,287	3,331,065	61.6%
	2018 Totals (All Insurers)			11,238,915	10,999,358	6,543,531	6,627,846	60.3%
	2017 Totals (All Insurers)			9,809,235	9,550,998	5,449,349	5,987,442	62.7%

HOMEOWNERS MULTIPLE PERIL

NAIC	Name	2018 Market Share	2017 Market Share	Premiums Written	Premiums Earned	Losses Paid	Losses Incurred	Loss Ratio
25143	STATE FARM FIRE AND CASUALTY COMPANY	18.0%	18.3%	303,259	299,049	163,466	165,090	55.2%
21652	FARMERS INSURANCE EXCHANGE	7.5%	7.8%	127,044	126,335	61,676	64,595	51.1%
42404	LIBERTY INSURANCE CORPORATION	4.6%	4.4%	77,982	73,966	43,826	47,544	64.3%
19275	AMERICAN FAMILY MUTUAL INSURANCE COMPANY	4.3%	4.9%	72,932	76,296	33,531	32,407	42.5%
37907	ALLSTATE VEHICLE AND PROPERTY INSURANCE COMPANY	3.5%	3.2%	58,819	54,891	31,535	36,103	65.8%
25941	UNITED SERVICES AUTOMOBILE ASSOCIATION	3.4%	3.5%	56,889	56,859	38,333	41,679	73.3%
27998	TRAVELERS HOME AND MARINE INSURANCE COMPANY	3.3%	3.2%	55,314	54,955	33,856	37,606	68.4%
24740	SAFECO INSURANCE COMPANY OF AMERICA	2.9%	2.8%	48,244	46,217	23,587	27,993	60.6%
25968	USAA CASUALTY INSURANCE COMPANY	2.7%	2.7%	45,467	44,341	27,604	28,433	64.1%
11185	FOREMOST INSURANCE COMPANY GRAND RAPIDS MICHIGAN	2.5%	2.5%	42,857	41,329	22,662	23,392	56.6%
21598	FARMERS INSURANCE COMPANY OF ARIZONA	2.5%	2.9%	41,785	44,687	19,086	19,578	43.8%
17230	ALLSTATE PROPERTY AND CASUALTY INSURANCE COMPANY	1.9%	2.2%	31,418	33,532	18,673	16,132	48.1%
25180	STILLWATER INSURANCE COMPANY	1.7%	1.7%	29,235	28,731	22,089	25,187	87.7%
18600	USAA GENERAL INDEMNITY COMPANY	1.7%	1.5%	28,326	26,572	16,734	19,144	72.0%
19240	ALLSTATE INDEMNITY COMPANY	1.6%	1.8%	27,592	28,369	16,650	14,509	51.1%
17221	HOMESITE INSURANCE COMPANY	1.6%	1.2%	26,590	22,542	16,379	18,460	81.9%
10872	AMERICAN STRATEGIC INSURANCE CORP.	1.5%	1.0%	25,404	20,488	10,191	12,043	58.8%
10921	CSAA FIRE & CASUALTY INSURANCE COMPANY	1.4%	1.6%	23,085	24,547	14,582	15,630	63.7%
10386	AMERICAN FAMILY INSURANCE COMPANY	1.3%	n/a	22,276	18,545	9,291	9,784	52.8%
18988	AUTO-OWNERS INSURANCE COMPANY	1.2%	1.0%	19,410	17,603	7,856	8,560	48.6%
20346	PACIFIC INDEMNITY COMPANY	1.1%	1.1%	18,189	18,017	13,125	17,691	98.2%
27120	TRUMBULL INSURANCE COMPANY	1.0%	1.0%	17,477	16,748	7,949	7,338	43.8%
21253	GARRISON PROPERTY AND CASUALTY INSURANCE COMPANY	1.0%	n/a	16,132	15,044	9,907	11,383	75.7%
13773	FARM BUREAU PROPERTY & CASUALTY	0.9%	0.9%	15,790	15,383	10,768	11,107	72.2%
19232	ALLSTATE INSURANCE COMPANY	0.9%	1.1%	15,709	16,393	10,520	9,563	58.3%
Current Year Top 25		74.1%		1,247,224	1,221,439	683,875	720,949	59.0%
2018 Totals (All Insurers)				1,684,297	1,645,396	968,121	1,027,100	62.4%
2017 Totals (All Insurers)				1,607,583	1,576,726	753,973	757,580	48.0%

PRIVATE PASSENGER AUTOMOBILE LIABILITY

NAIC	Name	2018 Market Share	2017 Market Share	Premiums Written	Premiums Earned	Losses Paid	Losses Incurred	Loss Ratio
25178	STATE FARM MUTUAL AUTOMOBILE INSURANCE COMPANY	13.6%	14.8%	436,691	436,606	271,405	281,981	64.6%
41491	GEICO CASUALTY COMPANY	12.8%	11.2%	411,637	391,156	229,038	269,417	68.9%
11851	PROGRESSIVE ADVANCED INSURANCE COMPANY	7.6%	6.9%	243,613	233,621	119,110	128,597	55.0%
21598	FARMERS INSURANCE COMPANY OF ARIZONA	6.5%	6.9%	209,195	207,535	127,985	132,483	63.8%
29688	ALLSTATE FIRE AND CASUALTY INSURANCE COMPANY	5.2%	5.2%	167,563	163,078	93,477	100,171	61.4%
37834	PROGRESSIVE PREFERRED INSURANCE COMPANY	5.0%	4.2%	159,321	148,023	75,690	90,787	61.3%
36447	LM GENERAL INSURANCE COMPANY	2.8%	2.8%	88,503	85,589	55,405	80,904	94.5%
10386	AMERICAN FAMILY INSURANCE COMPANY	2.7%	2.1%	87,841	78,234	43,165	63,179	80.8%
25968	USAA CASUALTY INSURANCE COMPANY	2.4%	2.3%	78,250	76,080	54,607	45,748	60.1%
19275	AMERICAN FAMILY MUTUAL INSURANCE COMPANY, S.I.	2.4%	3.0%	76,138	79,802	63,394	53,498	67.0%
25941	UNITED SERVICES AUTOMOBILE ASSOCIATION	2.3%	2.3%	73,236	71,773	52,127	52,413	73.0%
24740	SAFECO INSURANCE COMPANY OF AMERICA	2.1%	2.3%	68,564	67,918	49,105	54,149	79.7%
37770	CSAA GENERAL INSURANCE COMPANY	2.0%	2.0%	62,712	60,862	36,512	36,067	59.3%
35882	GEICO GENERAL INSURANCE COMPANY	1.8%	2.1%	59,316	60,539	37,742	37,617	62.1%
18600	USAA GENERAL INDEMNITY COMPANY	1.7%	1.5%	54,829	52,988	35,709	36,884	69.6%
27120	TRUMBULL INSURANCE COMPANY	1.6%	1.6%	49,835	48,857	30,375	32,478	66.5%
36161	TRAVELERS PROPERTY CASUALTY INSURANCE COMPANY	1.3%	1.1%	41,182	37,223	18,028	22,711	61.0%
25143	STATE FARM FIRE AND CASUALTY COMPANY	1.3%	1.6%	40,654	42,152	30,946	30,793	73.1%
11805	ARIZONA AUTOMOBILE INSURANCE COMPANY	1.2%	1.2%	39,680	38,636	26,852	30,657	79.3%
25089	COAST NATIONAL INSURANCE COMPANY	1.2%	1.0%	39,629	37,270	16,773	22,087	59.3%
12521	SAFEWAY INSURANCE COMPANY	1.1%	1.4%	36,642	39,305	27,085	24,572	62.5%
21253	GARRISON PROPERTY AND CASUALTY INSURANCE COMPANY	1.1%	0.9%	34,020	32,291	21,459	23,900	74.0%
30210	ESURANCE PROPERTY AND CASUALTY INSURANCE COMPANY	0.9%	0.8%	28,049	26,672	13,311	15,453	57.9%
24988	SENTRY INSURANCE A MUTUAL COMPANY	0.9%	n/a	27,397	24,613	11,430	13,315	54.1%
37648	PERMANENT GENERAL ASSURANCE CORPORATION	0.8%	n/a	24,761	23,195	13,084	15,418	66.5%
Current Year Top 25		82.1%		2,639,257	2,564,018	1,553,815	1,695,279	66.1%
2018 Totals (All Insurers)				3,214,538	3,124,309	1,952,181	2,093,758	67.0%
2017 Totals (All Insurers)				2,923,559	2,829,393	1,833,064	2,048,527	72.4%

PRIVATE PASSENGER AUTOMOBILE PHYSICAL DAMAGE

NAIC	Name	2018 Market Share	2017 Market Share	Premiums Written	Premiums Earned	Losses Paid	Losses Incurred	Loss Ratio
25178	STATE FARM MUTUAL AUTOMOBILE INSURANCE COMPANY	15.2%	16.1%	314,506	313,050	195,217	194,841	62.2%
41491	GEICO CASUALTY COMPANY	11.7%	10.8%	241,659	235,175	167,465	169,493	72.1%
11851	PROGRESSIVE ADVANCED INSURANCE COMPANY	6.4%	5.8%	133,015	127,923	85,790	86,904	67.9%
29688	ALLSTATE FIRE AND CASUALTY INSURANCE COMPANY	6.2%	6.0%	128,325	125,247	64,247	65,322	52.2%
21598	FARMERS INSURANCE COMPANY OF ARIZONA	6.2%	6.6%	127,581	127,943	73,189	71,933	56.2%
37834	PROGRESSIVE PREFERRED INSURANCE COMPANY	4.3%	3.5%	88,119	81,504	47,860	48,290	59.2%
36447	LM GENERAL INSURANCE COMPANY	3.1%	3.3%	63,306	62,879	36,143	35,900	57.1%
25968	USAA CASUALTY INSURANCE COMPANY	2.8%	2.5%	57,145	55,156	35,719	35,218	63.9%
25941	UNITED SERVICES AUTOMOBILE ASSOCIATION	2.7%	2.6%	55,724	54,653	38,302	37,669	68.9%
24740	SAFECO INSURANCE COMPANY OF AMERICA	2.6%	2.7%	54,784	53,014	31,591	31,836	60.1%
19275	AMERICAN FAMILY MUTUAL INSURANCE COMPANY, S.I.	2.3%	3.1%	48,237	52,038	27,324	28,262	54.3%
10386	AMERICAN FAMILY INSURANCE COMPANY	2.3%	1.6%	48,181	41,879	38,282	40,018	95.6%
18600	USAA GENERAL INDEMNITY COMPANY	2.1%	1.9%	43,235	42,000	27,787	27,247	64.9%
35882	GEICO GENERAL INSURANCE COMPANY	2.0%	2.3%	41,507	42,432	21,020	20,591	48.5%
37770	CSAA GENERAL INSURANCE COMPANY	2.0%	2.1%	41,196	40,289	21,464	21,226	52.7%
27120	TRUMBULL INSURANCE COMPANY	1.5%	1.5%	30,244	29,437	17,530	17,795	60.5%
36161	TRAVELERS PROPERTY CASUALTY INSURANCE COMPANY	1.3%	1.1%	27,143	24,788	15,724	15,420	62.2%
25143	STATE FARM FIRE AND CASUALTY COMPANY	1.2%	1.5%	25,513	26,300	17,370	17,136	65.2%
21253	GARRISON PROPERTY AND CASUALTY INSURANCE COMPANY	1.2%	1.1%	24,073	23,215	15,461	15,205	65.5%
22055	GEICO INDEMNITY COMPANY	1.0%	1.1%	21,056	20,883	9,263	9,203	44.1%
25089	COAST NATIONAL INSURANCE COMPANY	0.9%	0.8%	18,424	17,815	9,146	9,467	53.1%
12521	SAFEWAY INSURANCE COMPANY	0.8%	1.0%	16,999	18,515	9,080	8,648	46.7%
22063	GOVERNMENT EMPLOYEES INSURANCE COMPANY	0.7%	0.8%	15,219	15,509	7,969	7,867	50.7%
24228	PEKIN INSURANCE COMPANY	0.7%	0.9%	14,668	16,138	10,920	11,553	71.6%
17230	ALLSTATE PROPERTY AND CASUALTY INSURANCE COMPANY	0.7%	0.7%	13,671	13,625	6,018	6,258	45.9%
Current Year Top 25		81.8%		1,693,529	1,661,405	1,029,882	1,033,301	62.2%
2018 Totals (All Insurers)				2,069,247	2,022,493	1,230,341	1,236,335	61.1%
2017 Totals (All Insurers)				1,926,571	1,870,224	1,171,101	1,174,136	62.8%

COMMERCIAL MULTIPLE PERIL

NAIC	Name	2018 Market Share	2017 Market Share	Premiums Written	Premiums Earned	Losses Paid	Losses Incurred	Loss Ratio
18058	PHILADELPHIA INDEMNITY INSURANCE COMPANY	7.2%	6.5%	43,853	41,628	15,169	15,992	38.4%
25143	STATE FARM FIRE AND CASUALTY COMPANY	3.9%	3.8%	23,350	22,865	15,627	16,092	70.4%
21687	MID-CENTURY INSURANCE COMPANY	3.5%	3.8%	21,117	21,035	15,885	19,339	91.9%
19275	AMERICAN FAMILY MUTUAL INSURANCE COMPANY, S.I.	3.4%	3.4%	20,609	20,667	9,796	12,859	62.2%
24082	OHIO SECURITY INSURANCE COMPANY	3.3%	3.0%	19,757	19,141	7,745	7,777	40.6%
19240	ALLSTATE INDEMNITY COMPANY	2.9%	3.0%	17,358	17,721	9,443	8,526	48.1%
10677	CINCINNATI INSURANCE COMPANY, THE	2.5%	2.4%	15,145	14,408	5,670	5,414	37.6%
19046	TRAVELERS CASUALTY INSURANCE COMPANY OF AMERICA	2.5%	2.4%	14,943	14,429	7,404	7,334	50.8%
21709	TRUCK INSURANCE EXCHANGE	2.4%	2.4%	14,556	14,754	7,297	7,547	51.2%
32700	OWNERS INSURANCE COMPANY	2.3%	2.4%	14,128	14,012	4,104	4,843	34.6%
21598	FARMERS INSURANCE COMPANY OF ARIZONA	2.0%	2.5%	12,071	13,458	4,186	3,485	25.9%
21652	FARMERS INSURANCE EXCHANGE	1.9%	2.1%	11,492	12,075	4,087	4,908	40.6%
25674	TRAVELERS PROPERTY CASUALTY COMPANY OF AMERICA	1.9%	1.8%	11,233	11,073	2,709	1,496	13.5%
20281	FEDERAL INSURANCE COMPANY	1.8%	1.9%	10,735	11,156	5,933	6,810	61.0%
11000	SENTINEL INSURANCE COMPANY, LTD.	1.6%	1.8%	9,671	10,332	5,453	4,360	42.2%
20443	CONTINENTAL CASUALTY COMPANY	1.4%	n/a	8,482	7,412	2,223	3,940	53.2%
19720	AMERICAN ALTERNATIVE INSURANCE CORPORATION	1.4%	n/a	8,223	7,736	1,327	2,847	36.8%
24112	WESTFIELD INSURANCE COMPANY	1.3%	1.5%	8,070	8,153	5,136	3,123	38.3%
20990	COUNTRY MUTUAL INSURANCE COMPANY	1.3%	1.2%	7,733	7,392	5,864	3,768	51.0%
13528	BROTHERHOOD MUTUAL INSURANCE COMPANY	1.3%	1.2%	7,667	7,300	3,651	4,852	66.5%
37206	CONTRACTORS BONDING AND INSURANCE COMPANY	1.3%	1.5%	7,566	8,069	1,653	2,439	30.2%
29459	TWIN CITY FIRE INSURANCE COMPANY	1.2%	n/a	7,518	6,271	1,059	1,682	26.8%
25623	PHOENIX INSURANCE COMPANY	1.2%	1.1%	7,297	6,917	2,123	3,244	46.9%
14184	ACUITY, A MUTUAL INSURANCE COMPANY	1.2%	1.2%	7,260	7,237	1,254	1,097	15.2%
24228	PEKIN INSURANCE COMPANY	1.2%	1.1%	6,973	6,643	3,236	4,755	71.6%
Current Year Top 25		55.7%		336,807	331,884	148,034	158,529	47.8%
2017 Totals (All Insurers)				594,685	594,594	260,953	269,568	45.3%
2016 Totals (All Insurers)				592,682	587,687	257,491	286,128	48.7%

WORKERS' COMPENSATION

NAIC	Name	2018 Market Share	2017 Market Share	Premiums Written	Premiums Earned	Losses Paid	Losses Incurred	Loss Ratio
13043	COPPERPOINT GENERAL INSURANCE COMPANY	4.8%	5.2%	41,534	42,091	23,762	19,430	46.2%
14216	COPPERPOINT MUTUAL INSURANCE COMPANY	4.3%	5.5%	37,047	41,139	(5,412)	94,323	229.3%
25674	TRAVELERS PROPERTY CASUALTY COMPANY OF AMERICA	3.6%	4.2%	30,802	30,880	7,690	15,512	50.2%
13928	COPPERPOINT INDEMNITY INSURANCE COMPANY	3.4%	3.0%	29,349	26,649	13,816	12,373	46.4%
25011	WESCO INSURANCE COMPANY	3.4%	3.4%	29,206	29,352	7,440	8,914	30.4%
13209	COPPERPOINT WESTERN INSURANCE COMPANY	3.2%	3.7%	27,367	28,580	13,301	12,496	43.7%
42376	TECHNOLOGY INSURANCE COMPANY, INC.	2.8%	2.6%	24,261	23,973	12,456	6,060	25.3%
25658	TRAVELERS INDEMNITY COMPANY, THE	2.7%	2.5%	23,496	24,856	17,030	10,104	40.6%
13210	COPPERPOINT CASUALTY INSURANCE COMPANY	2.3%	2.3%	19,717	20,072	5,512	5,639	28.1%
16535	ZURICH AMERICAN INSURANCE COMPANY	2.2%	2.7%	19,265	19,633	21,608	12,924	65.8%
41394	BENCHMARK INSURANCE COMPANY	2.1%	1.5%	18,305	17,102	9,526	4,539	26.5%
13929	COPPERPOINT NATIONAL INSURANCE COMPANY	2.1%	2.2%	17,721	17,754	7,225	5,297	29.8%
22667	ACE AMERICAN INSURANCE COMPANY	1.8%	1.6%	15,435	15,188	7,565	2,013	13.3%
23396	AMERISURE MUTUAL INSURANCE COMPANY	1.4%	1.3%	12,114	11,551	5,812	3,603	31.2%
14184	ACUITY, A MUTUAL INSURANCE COMPANY	1.3%	1.3%	11,378	11,590	1,605	3,075	26.5%
13751	COPPERPOINT AMERICAN INSURANCE COMPANY	1.3%	1.1%	11,311	10,609	7,861	4,982	47.0%
40142	AMERICAN ZURICH INSURANCE COMPANY	1.2%	1.6%	10,477	12,422	5,758	4,410	35.5%
42390	AMGUARD INSURANCE COMPANY	1.2%	1.0%	9,928	9,736	6,212	1,330	13.7%
12200	AMERICAN LIBERTY INSURANCE COMPANY, INC.	1.1%	1.5%	9,853	10,080	3,985	3,733	37.0%
34690	PROPERTY AND CASUALTY INSURANCE COMPANY OF HARTFORD	1.1%	1.2%	9,592	10,158	6,518	3,966	39.0%
23841	NEW HAMPSHIRE INSURANCE COMPANY	1.1%	1.0%	9,445	8,581	960	1,590	18.5%
29459	TWIN CITY FIRE INSURANCE COMPANY	1.1%	1.4%	9,258	10,914	7,621	5,497	50.4%
10510	CAROLINA CASUALTY INSURANCE COMPANY	1.0%	1.1%	8,659	8,924	5,795	2,635	29.5%
24147	OLD REPUBLIC INSURANCE COMPANY	1.0%	n/a	8,313	7,908	2,353	2,135	27.0%
15954	AMTRUST INSURANCE COMPANY OF KANSAS, INC.	1.0%	n/a	8,187	8,059	8,798	3,028	37.6%
Current Year Top 25		52.6%		452,020	457,802	204,797	249,606	54.5%
2018 Totals (All Insurers)				859,649	858,671	430,918	442,367	50.2%
2017 Totals (All Insurers)				843,348	850,243	469,645	439,284	51.7%

COMMERCIAL AUTOMOBILE LIABILITY

NAIC	Name	2018 Market Share	2017 Market Share	Premiums Written	Premiums Earned	Losses Paid	Losses Incurred	Loss Ratio
11770	UNITED FINANCIAL CASUALTY COMPANY	11.9%	6.9%	56,988	49,114	37,034	22,672	0.0%
21326	EMPIRE FIRE AND MARINE INSURANCE COMPANY	3.1%	3.4%	14,602	15,406	1,807	1,756	0.0%
18058	PHILADELPHIA INDEMNITY INSURANCE COMPANY	3.0%	3.5%	14,363	14,014	7,895	9,266	0.1%
14184	ACUITY, A MUTUAL INSURANCE COMPANY	2.9%	2.7%	13,826	12,562	12,668	10,883	0.1%
16535	ZURICH AMERICAN INSURANCE COMPANY	2.7%	2.9%	12,835	12,494	5,755	5,054	0.0%
11371	GREAT WEST CASUALTY COMPANY	2.2%	2.3%	10,270	9,632	5,854	5,285	0.1%
25674	TRAVELERS PROPERTY CASUALTY COMPANY OF AMERICA	2.1%	2.4%	10,031	9,591	7,550	5,412	0.1%
32700	OWNERS INSURANCE COMPANY	2.0%	2.0%	9,511	8,739	9,013	5,782	0.1%
24082	OHIO SECURITY INSURANCE COMPANY	1.9%	2.2%	9,243	8,789	7,088	3,592	0.0%
24015	NORTHLAND INSURANCE COMPANY	1.7%	1.7%	7,891	7,346	3,097	4,941	0.1%
24228	PEKIN INSURANCE COMPANY	1.6%	1.4%	7,453	6,769	6,935	5,791	0.1%
10677	CINCINNATI INSURANCE COMPANY, THE	1.5%	1.9%	7,374	7,316	7,301	7,685	0.1%
20087	NATIONAL INDEMNITY COMPANY	1.3%	1.1%	6,378	5,634	2,715	978	0.0%
19445	NATIONAL UNION FIRE INSURANCE COMPANY OF PITTSBURGH, PA	1.2%	1.3%	5,904	6,036	1,335	1,086	0.0%
22543	SECURA INSURANCE, A MUTUAL COMPANY	1.2%	1.2%	5,765	5,385	2,841	6,151	0.1%
24112	WESTFIELD INSURANCE COMPANY	1.2%	1.7%	5,618	6,165	5,619	6,826	0.1%
21415	EMPLOYERS MUTUAL CASUALTY COMPANY	1.1%	1.4%	5,405	5,393	4,170	2,017	0.0%
32620	NATIONAL INTERSTATE INSURANCE COMPANY	1.1%	n/a	5,401	4,351	3,253	1,597	0.0%
22667	ACE AMERICAN INSURANCE COMPANY	1.1%	n/a	5,364	5,054	12,425	1,961	0.0%
19275	AMERICAN FAMILY MUTUAL INSURANCE COMPANY, S.I.	1.1%	1.2%	5,234	5,102	4,400	4,081	0.1%
23035	LIBERTY MUTUAL FIRE INSURANCE COMPANY	1.1%	1.7%	5,215	5,858	5,575	4,817	0.1%
25615	CHARTER OAK FIRE INSURANCE COMPANY, THE	1.0%	1.1%	4,997	4,449	1,976	2,179	0.0%
21709	TRUCK INSURANCE EXCHANGE	1.0%	n/a	4,813	4,251	1,846	2,398	0.1%
21687	MID-CENTURY INSURANCE COMPANY	1.0%	1.2%	4,799	4,343	694	2,843	0.1%
25658	TRAVELERS INDEMNITY COMPANY, THE	1.0%	1.2%	4,781	4,696	1,851	1,096	0.0%
Current Year Top 25		51.2%		244,058	228,488	160,698	126,149	55.2%
2018 Totals (All Insurers)				476,940	447,206	310,068	277,193	62.0%
2017 Totals (All Insurers)				397,868	382,904	263,884	216,611	56.6%

COMMERCIAL AUTOMOBILE PHYSICAL DAMAGE

NAIC	Name	2018 Market Share	2017 Market Share	Premiums Written	Premiums Earned	Losses Paid	Losses Incurred	Loss Ratio
11770	UNITED FINANCIAL CASUALTY COMPANY	9.7%	7.2%	12,654	11,061	5,318	5,582	50.5%
14184	ACUITY, A MUTUAL INSURANCE COMPANY	3.4%	3.4%	4,371	4,077	2,340	2,409	59.1%
11371	GREAT WEST CASUALTY COMPANY	3.3%	3.3%	4,334	3,935	2,256	2,266	57.6%
32700	OWNERS INSURANCE COMPANY	2.9%	2.9%	3,827	3,525	2,243	1,901	53.9%
24228	PEKIN INSURANCE COMPANY	2.5%	2.3%	3,249	3,055	2,052	1,934	63.3%
24082	OHIO SECURITY INSURANCE COMPANY	2.2%	2.2%	2,927	2,711	1,341	1,306	48.2%
18058	PHILADELPHIA INDEMNITY INSURANCE COMPANY	2.1%	2.3%	2,687	2,571	1,469	1,509	58.7%
10677	CINCINNATI INSURANCE COMPANY, THE	2.0%	2.3%	2,591	2,538	1,331	1,349	53.2%
24015	NORTHLAND INSURANCE COMPANY	2.0%	2.0%	2,585	2,446	2,258	1,974	80.7%
23035	LIBERTY MUTUAL FIRE INSURANCE COMPANY	2.0%	n/a	2,572	1,466	1,040	954	65.1%
25674	TRAVELERS PROPERTY CASUALTY COMPANY OF AMERICA	1.9%	1.7%	2,476	2,179	2,567	2,346	107.7%
21415	EMPLOYERS MUTUAL CASUALTY COMPANY	1.6%	1.7%	2,043	1,997	1,719	1,195	59.8%
16535	ZURICH AMERICAN INSURANCE COMPANY	1.6%	1.8%	2,023	2,143	1,842	1,806	84.3%
22667	ACE AMERICAN INSURANCE COMPANY	1.5%	1.4%	1,910	1,857	-309	282	15.2%
13935	FEDERATED MUTUAL INSURANCE COMPANY	1.5%	1.7%	1,901	1,806	907	1,012	56.0%
21709	TRUCK INSURANCE EXCHANGE	1.4%	1.1%	1,821	1,606	760	680	42.3%
21687	MID-CENTURY INSURANCE COMPANY	1.4%	1.7%	1,797	1,651	476	471	28.5%
19232	ALLSTATE INSURANCE COMPANY	1.4%	1.6%	1,795	1,808	963	956	52.9%
26344	GREAT AMERICAN ASSURANCE COMPANY	1.3%	n/a	1,739	1,689	562	485	28.7%
24112	WESTFIELD INSURANCE COMPANY	1.3%	1.9%	1,729	1,905	1,509	1,500	78.7%
19275	AMERICAN FAMILY MUTUAL INSURANCE COMPANY, S.I.	1.3%	1.5%	1,717	1,715	961	884	51.5%
21180	SENTRY SELECT INSURANCE COMPANY	1.3%	1.1%	1,683	1,451	767	873	60.2%
22543	SECURA INSURANCE, A MUTUAL COMPANY	1.3%	1.2%	1,676	1,570	1,027	1,033	65.8%
21326	EMPIRE FIRE AND MARINE INSURANCE COMPANY	1.1%	n/a	1,487	1,494	162	241	16.1%
31325	ACADIA INSURANCE COMPANY	1.1%	1.0%	1,474	1,394	877	816	58.5%
Current Year Top 25		53.0%		69,068	63,649	36,440	35,762	56.2%
2018 Totals (All Insurers)				130,272	120,841	72,567	70,007	60.1%
2017 Totals (All Insurers)				111,085	105,446	50,500	58,499	55.5%

2018 RANKING OF TOP 25 INSURERS BY PREMIUM TYPE, PREMIUM WRITTEN (\$000 omitted)

MEDICAL MALPRACTICE

NAIC	Name	2018 Market Share	2017 Market Share	Premiums Written	Premiums Earned	Losses Paid	Losses Incurred	Loss Ratio
32832	MUTUAL INSURANCE COMPANY OF ARIZONA	56.7%	59.3%	91,388	96,922	28,087	47,346	48.8%
11843	MEDICAL PROTECTIVE COMPANY, THE	6.1%	5.5%	9,858	9,390	2,569	700	7.5%
33200	NORCAL MUTUAL INSURANCE COMPANY	4.7%	4.2%	7,625	7,325	1,607	370	5.1%
44083	PREFERRED PHYSICIANS MEDICAL RRG, A MUTUAL INS CO	4.4%	4.1%	7,169	7,111	981	3,996	56.2%
20427	AMERICAN CASUALTY COMPANY OF READING, PENNSYLVANIA	3.7%	2.5%	5,955	5,077	914	1,111	21.9%
15211	LONE STAR ALLIANCE, INC., A RISK RETENTION GROUP	2.8%	1.4%	4,554	4,383	3,758	2,298	52.4%
43460	ASPEN AMERICAN INSURANCE COMPANY	2.6%	n/a	4,181	2,073	1,110	-	0.0%
34495	DOCTORS' COMPANY, AN INTERINSURANCE EXCHANGE, THE	1.9%	2.6%	2,998	2,983	5,847	5,352	179.4%
13067	PROFESSIONALS RISK RETENTION GROUP, INC.	1.7%	2.0%	2,736	2,849	682	2,077	72.9%
44105	OPHTHALMIC MUTUAL INS. CO., RISK RETENTION GROUP	1.2%	1.1%	1,975	1,896	633	500	26.4%
11598	APPLIED MEDICO-LEGAL SOLUTIONS RRG, INC.	1.2%	1.3%	1,946	2,063	356	1,295	62.8%
11976	CENTURION MEDICAL LIABILITY PROTECTIVE RRG, INC.	1.1%	1.3%	1,836	1,841	938	720	39.1%
15865	NCMIC INSURANCE COMPANY	1.0%	1.0%	1,668	1,642	1,170	300	18.3%
19917	LIBERTY INSURANCE UNDERWRITERS INC.	1.0%	1.0%	1,643	1,601	1,133	3	0.2%
44121	OMS NATIONAL INSURANCE COMPANY, RISK RETENTION GROUP	0.8%	0.7%	1,323	1,268	172	47	3.7%
36234	PREFERRED PROFESSIONAL INSURANCE COMPANY	0.8%	0.5%	1,237	1,168	219	-	0.0%
14460	PODIATRY INSURANCE COMPANY OF AMERICA	0.7%	0.7%	1,119	1,160	210	393	33.9%
12373	CARING COMMUNITIES, A RECIPROCAL RISK RETENTION GROUP	0.7%	0.6%	1,074	1,074	449	380	35.4%
18767	CHURCH MUTUAL INSURANCE COMPANY	0.6%	0.3%	926	672	822	479	71.3%
22667	ACE AMERICAN INSURANCE COMPANY	0.6%	0.5%	888	850	187	-	0.0%
26257	MUTUAL RISK RETENTION GROUP, INC. (THE)	0.5%	0.5%	788	788	1,161	-	0.0%
25445	IRONSHORE SPECIALTY INSURANCE COMPANY	0.5%	0.6%	764	1,134	500	-	0.0%
15738	MEDCHOICE RISK RETENTION GROUP, INC.	0.4%	n/a	669	471	222	-	0.0%
40975	DENTISTS INSURANCE COMPANY, THE	0.4%	n/a	565	588	(214)	26	4.5%
22730	ALLIED WORLD INSURANCE COMPANY	0.3%	n/a	556	541	142	-	0.0%
Current Year Top 25		96.4%		155,441	156,868	53,654	67,393	43.0%
2018 Totals (All Insurers)				161,250	165,028	48,030	74,944	29.1%
2017 Totals (All Insurers)				164,728	168,466	63,504	50,503	30.0%

2018 RANKING OF TOP 25 INSURERS BY PREMIUM TYPE, PREMIUM WRITTEN (\$000 omitted)

TITLE

NAIC	Name	2018 Market Share	2017 Market Share	Premiums Written
50814	FIRST AMERICAN TITLE INSURANCE COMPANY	33.5%	35.3%	160,313
50520	OLD REPUBLIC NATIONAL TITLE INSURANCE COMPANY	15.4%	15.5%	73,577
50229	CHICAGO TITLE INSURANCE COMPANY	11.1%	10.9%	53,193
51586	FIDELITY NATIONAL TITLE INSURANCE COMPANY	10.6%	10.6%	50,503
50083	COMMONWEALTH LAND TITLE INSURANCE COMPANY	6.7%	6.8%	32,049
50121	STEWART TITLE GUARANTY COMPANY	5.5%	5.9%	26,268
50016	TITLE RESOURCES GUARANTY COMPANY	5.4%	4.0%	25,764
12309	ALLIANT NATIONAL TITLE INSURANCE COMPANY, INC.	2.7%	3.3%	13,154
50050	WESTCOR LAND TITLE INSURANCE COMPANY	2.2%	2.7%	10,581
14240	FIRST NATIONAL TITLE INSURANCE COMPANY	1.6%	0.7%	7,668
50130	NORTH AMERICAN TITLE INSURANCE COMPANY	1.3%	1.1%	6,415
51152	WFG NATIONAL TITLE INSURANCE COMPANY	1.3%	1.4%	6,007
11974	AMROCK TITLE INSURANCE COMPANY	0.9%	0.1%	4,278
51020	NATIONAL TITLE INSURANCE OF NEW YORK INC.	0.6%	0.7%	2,719
50026	PREMIER LAND TITLE INSURANCE COMPANY	0.4%	0.4%	2,056
50440	REAL ADVANTAGE TITLE INSURANCE COMPANY	0.4%	0.1%	2,032
51411	AMERICAN GUARANTY TITLE INSURANCE COMPANY	0.4%	0.5%	1,736
51632	ENTITLE INSURANCE COMPANY	0.0%	0.0%	81
16137	STATES TITLE INSURANCE COMPANY	0.0%	0.0%	10
2017 Totals (All 19 Insurers)		100.0%		478,404
2017 Totals (All Insurers)				454,749

INSURERS THAT CEASED ARIZONA BUSINESS ACTIVITY

MERGERS

Insurers That Merged into an Insurer Authorized in Arizona During 2018

Insurer That Merged Merger Survivor	Domicile	NAIC #	Business Type	Effective Date
American Family Life Assurance Company of Nebraska Life Assurance Company	NE	60380	LD	04/01/2018
General American Life Insurance Company Metropolitan Tower Life Insurance Company	MO	63665	LD	04/27/2018
United Guaranty Mortgage Indemnity Company United Guaranty Residential Insurance Company	NC	26999	MG	09/30/2018
Firebird Re Corp. Transamerica Life Insurance Company	AZ	15694	CP	10/01/2018
Kanawha Insurance Company Continental General Insurance Company	TX	65110	LD	08/09/2018
Victoria Automobile Insurance Company Victoria Fire & Casualty Company	OH	10644	PC	10/01/2018
Victoria Specialty Insurance Company Victoria Fire & Casualty Company	OH	10777	PC	10/01/2018
Western Heritage Insurance Company Scottsdale Insurance Company	AZ	37150	PC	10/01/2018

WITHDRAWALS

Insurers That During 2018 Voluntarily Withdrew from Arizona or Merged into an Insurer Not Authorized in Arizona

Company Name	Domicile	NAIC #	Business Type	Effective Date
University of Arizona Health Plans-University	AZ	14004	HC	03/02/2018
Georgia Peoples Life Insurance Company	AZ	87289	LR	03/13/2018
Axa Re Arizona Company	AZ	14355	CP	04/12/2018
Third Coast Insurance Company	WI	10713	PC	04/27/2018
Minnnetonka Life Insurance Company	AZ	78760	UR	04/16/2018
America's 1st Choice Health Plans, Inc.	SC	12910	LD	07/30/2018
Southeastern Legacy Insurance Company	AZ	72257	CP	08/13/2018
Aioi Nissay Dowa Insurance Company of America	NY	34886	PC	10/16/2018
Regions Life Insurance Company	AZ	85413	LR	09/05/2018
F & M Reinsurance Company	AZ	14382	UR	10/17/2018

RECEIVERSHIPS**Insurers Ordered to Liquidate during 2018**

Co Name	Domicile	NAIC #	Business Type	Effective Date
Access Insurance Company	TX	11711	PC	03/13/2018

ARIZONA RECEIVERSHIPS AND ANCILLARIES

As of June 30, 2019

ARIZONA COMPANIES IN REHABILITATION

COMPANY NAME	DATE OF RECEIVERSHIP	NAIC #
PMI Mortgage Insurance Co. Mortgage Guaranty Insurer; Stock Corporation	3/14/2012	27251

ARIZONA COMPANIES IN LIQUIDATION

COMPANY NAME	DATE OF RECEIVERSHIP	NAIC #
Compass Cooperative Health Plan <i>(a.k.a. Meritus Health Partners)</i> Health Services Organization; Non-profit Corporation	8/10/2016	14676
Compass Cooperative Mutual health Network, Inc. <i>(a.k.a. Meritus Mutual Health Partners)</i> Disability Insurer; Mutual Incorporation	8/10/2016	15092

FOREIGN COMPANIES IN ANCILLARY RECEIVERSHIP

COMPANY NAME	DATE OF RECEIVERSHIP	NAIC #
Reliance Insurance Company Property and Casualty Insurer; Stock Corporation Domiciled in Pennsylvania	3/14/2002	24457

QUALIFIED SURPLUS LINES INSURERS

2018 SURPLUS LINES PREMIUM BY CLASS OF COVERAGE

Class Code	Class Description	2018 Premium
AH00	Other - Accident and Health	\$ 7,957,348
AH01	Accidental Death	326,698
AH03	Athletes, Celebrities & Show Business Personalities	15,831
AH04	Aviation Accident	66,240
AH	<i>SUBTOTAL - ACCIDENT AND HEALTH</i>	\$ 8,366,117
AL00	Other - Automobile Liability	\$ 4,932,816
AL01	Ambulance Service	12,288
AL02	Bus or Livery	164,396
AL03	Butane, Propane Hauling	28,269
AL04	Drive Away	1,158
AL05	Driving School	54,023
AL06	Excess Limits	8,328,205
AL07	Explosive Hauling	3,500
AL08	Garbage/Refuse Trucks	365,186
AL09	Go Carts/Midget Autos	75,488
AL10	Heavy Equipment Dealers	46,305
AL11	Long Haul Truckers	14,293,502
AL12	Mexican Vehicles	34,078
AL13	Monoline Hired/Non-owned auto	1,042,773
AL14	New Ventures	213,242
AL15	Racing	10,034
AL16	Sand/Gravel Haulers	1,440
AL17	Taxicabs	2,370,606
AL18	Used Car Dealers	284,194
AL19	Wreckers/Tow Trucks/Repo Operations	499,702
AL	<i>SUBTOTAL - AUTOMOBILE LIABILITY</i>	\$ 32,761,205
AP00	Other - Automobile Physical Damage	\$ 7,193,098
AP01	Antique or Classic Automobiles	691
AP02	Automobile Rental -- Short Form	10,824
AP04	Drive Away	6,400
AP07	Leased Motor Vehicles	664
AP08	Long Haul Trucks & Trailers	1,897,530
AP10	New Ventures	6,791
AP11	Racing	20,800
AP12	Used Car Dealers	400,061
AO	<i>SUBTOTAL - AUTOMOBILE PHYSICAL DAMAGE</i>	\$ 9,536,859

QUALIFIED SURPLUS LINES INSURERS | 2018 SURPLUS LINES PREMIUM BY CLASS OF COVERAGE

Class Code	Class Description	2018 Premium
AVL00	Other - Aviation Liability	\$ 22,223,560
AVL01	Air Ambulances	3,274
AVL02	Air Meets & Special Events	47,390
AVL04	Balloon -- Hot Air & Gas	23,581
AVL06	Chemical Spray and/or Drift	35,718
AVL07	Excess Limits	173,349
AVL10	Hanger Keepers Legal Liability	(56,107)
AVL	<i>SUBTOTAL - AVIATION LIABILITY</i>	\$ 22,450,764
AVPD01	Antique Aircraft	\$ 2,550
AVPD03	Charter Service	14,553
AVPD06	Excess Limits	51,217
AVPD07	Helicopters	5,139
APD	<i>SUBTOTAL - AVIATION PHYSICAL DAMAGE</i>	\$ 73,459
FA00	Other - Fire and Allied Line	\$ 49,099,852
FA01	Air Supported Structures	1,394
FA02	Amusement Parks & Carnivals	1,765,439
FA03	Bars & Taverns	724,526
FA04	Developmentally Disabled Resident Services & Day Care Centers	14,691
FA05	Earthquake & Flood	4,533,593
FA06	Explosive Manufacturing or Storage & Sales	27,382
FA08	Greenhouses -- Wind and Hail	60,290
FA09A	Habitational Risks - Apartments	3,732,750
FA09B	Habitational Risks - Condominiums	456,413
FA09C	Habitational Risks - Dwellings One to Four Family	11,261,853
FA09D	Habitational Risks - Hotels/Motels	1,946,824
FA09E	Habitational Risks - All Other	4,570,728
FA11	Heavy Equipment Dealers	35,793
FA13	Municipalities	275,299
FA14	New Ventures	70,670
FA15	Nuclear Energy Property	404,044
FA16	Plastic Manufacturing & Sales	28,285
FA17	Restaurants	1,009,119
FA18	School Districts	450,538
FA19	Seasonal Dwellings	7,823
FA20	Trade Name Restoration or Product Contamination	193,653
FA21	Used Car Dealers	81,841
FA22	Vacant Buildings	829,263
FA23	Cyber or Electronic Media Risks	2,855,153
FA24	General Contractors, Owners, Developers	6,227,803
FA25	Medical Marijuana Dispensaries/Grow Facilities	273,806
FA	<i>SUBTOTAL - FIRE AND ALLIED LINES</i>	\$ 90,938,823

QUALIFIED SURPLUS LINES INSURERS | 2018 SURPLUS LINES PREMIUM BY CLASS OF COVERAGE

Class Code	Class Description	2018 Premium
GL00	Other - General Liability	\$ 150,377,776
GL01	Adult Day Care Centers	79,618
GL03	Alcohol/Drug Rehabilitation Centers/Programs	129,735
GL04	Amusement Parks & Carnivals (Including Rides & Devises)	688,088
GL05	Anhydrous Ammonia Dealers/Haulers/Applicators	113
GL06	Animal Rides	83,952
GL07	Auto Parts Manufacturing	113,672
GL08	Automobile Wrecking Yards	34,714
GL09	Building Demolition	119,136
GL10	Building, Manufactured Housing Moving	78,302
GL11	Camps -- Athletic, Seasonal, Rehabilitative, Social Services	256,835
GL12	Child Care Day Centers	629,859
GL13	Collapse Hazard (XCU) Contractors	234,289
GL14	Crane Rentals	499,694
GL15	Dentists	26,015
GL16	Detective/Private Investigation Agencies	250,456
GL17	Developmentally Disabled Residents & Day Care Centers	5,208
GL18	Dude Ranches	22,526
GL19	Environmental Exposures	15,878,518
GL20A	Excess Limits - Following Form Excess	47,958,566
GL20B	Excess Limits - Umbrella	17,876,846
GL21	Exercise/Health Clubs/Spas/Fitness Centers	330,119
GL22	Exhibitions/Concerts	43,193
GL23	Explosion Hazard or Blasting Contractors	16,220
GL24	Explosive Manufacturing	295,893
GL25	Fairgrounds/Fairs	11,217
GL26	Fire Suppression Systems and/or Alarm Systems (Including Installation,	1,504,549
GL27	Firearms Liability, Gunsmithing, Ammunition Reloading	255,598
GL28	Fraternities/Sororities	9,840
GL29	Fuel Tank Testers	714
GL30	Garbage/Refuse Trucks	112,920
GL31	General Contractors/ Paper Contractors/Developers	21,136,101
GL33	Ground Applicators (Chemical)	65,046
GL34	Group Homes	171,763
GL35A	Habitational Risks - Apartments	2,800,817
GL35B	Habitational Risks - Condominiums	135,255
GL35C	Habitational Risks - Dwellings One to Four Family	1,307,394
GL35D	Habitational Risks - Hotels/Motels	321,625
GL35E	Habitational Risks - All Other	1,787,057
GL36	Halfway Houses	15,607
GL37	Heavy Equipment Dealers	278,977
GL38	Heavy Equipment Repair	324,783
GL39	Homeowner Associations (Developer Controlled)	138,529
GL40	Homes for the Aged, Mentally or Physically Handicapped	705,371

QUALIFIED SURPLUS LINES INSURERS | 2018 SURPLUS LINES PREMIUM BY CLASS OF COVERAGE

Class Code	Class Description	2018 Premium
GL41	Horse Boarding/Stables	133,049
GL42	Horse Drawn Carriage Rides	18,470
GL43	Horse Shows	36,127
GL44	Hospices	31,460
GL45	Hospitals	812,083
GL46	Karate, Tai-Kwon-Do	22,865
GL48	Liquefied Petroleum Dealers	21,522
GL49	Liquor Liability	2,387,392
GL50	Loggers Property Damage Liability	60,098
GL51	Mining	224,826
GL52	Municipalities	164,359
GL53	New Ventures	1,510,612
GL54	Nuclear Energy	7,800
GL55	Nutraceuticals/Dietary Supplements	728,856
GL56	Nurse Registries	9,142
GL57	Nursing Homes	1,323,659
GL58	Outfitters & Guides & Whitewater Rafters	678,608
GL59	Participant Liability Exposures	3,956
GL60	Pawn Shops	422,943
GL61	Pest Control Applicators	1,128,895
GL63	Pollution/ Contamination	8,773,082
GL64	Physicians & Surgeons	388,252
GL65	Products Recall Coverage	1,509,169
GL66	Radio & TV Broadcasters & Producers	37,824
GL67	Railroad Protection	980,582
GL68	Recreational Vehicles/ ATV's / Jet Ski's / Snowmobiles	53,980
GL69	Recycling Centers	155,864
GL70	Rental Facilities	2,484,082
GL71	Rodeos	11,964
GL72	Roofers	2,804,314
GL73	Sand/Gravel Haulers	69,304
GL74	School Districts	105,598
GL75	Security Guards	1,715,205
GL76	Senior Citizen Centers	4,061
GL77	Shooting Ranges	29,253
GL78	Short Term Special Events	520,050
GL79	Skating Rinks (Roller, Ice, Skateboard, Rollerblade)	3,876
GL81	Spectator Liability	47,124
GL82	Tanning Salons	33,555
GL83	Tattoo/ Body Art Parlors	245,686
GL84	Taverns/ Bars (Including Liquor Liability)	2,378,188
GL85	Transportation of Senior Citizens	22,848
GL86	Tree Trimming	191,049
GL87	Tunneling & Excavation	47,486

QUALIFIED SURPLUS LINES INSURERS | 2018 SURPLUS LINES PREMIUM BY CLASS OF COVERAGE

Class Code	Class Description	2018 Premium
GL88	Underground Hazard (XCU) Contractors	41,599
GL89	Vacant Buildings or Lots	1,628,912
GL90	Welding Operations	283,870
GL91	Wreckers/Tow Trucks/Repo Operations	208,939
GL92	Medical Marijuana Dispensaries/Grow Facilities	2,729,439
GL93	Solar Electric Installation/Generation Commercial	526,998
GL94	Wind Power Electric Installation/Generation - Commercial	1,015,000
GL	<i>SUBTOTAL - GENERAL LIABILITY</i>	\$ 305,886,377
IM00	Other - Inland Marine	\$ 5,747,563
IM01	Boats of all types	144,085
IM02	Bridges	7,088
IM03	Cargo	4,079,061
IM04	Coin Dealers	110,581
IM05	Fine Arts or Personal Articles	108,136
IM06	Heavy Equipment Dealers	41,369
IM07	Jewelers Block	295,970
IM08	Jewelry (High Values)	50,063
IM09	Mining Equipment	26,160
IM10	Tunneling Equipment	4,476
IM11	Water Pumping Equipment	6,965
IM12	Cyber or Electronic Media Risks	580,568
IM	<i>SUBTOTAL - INLAND MARINE</i>	\$ 11,202,084
MS00	Other - Miscellaneous and Special Lines	\$ 5,839,769
MS01	Asbestos (All Coverage)	3,669
MS02	Difference In Condition	901,120
MS03	Hole-In-One Insurance	32,264
MS04	International Exposure	2,700
MS05	Kidnap & Ransom	1,027
MS06	Mortality (Livestock & Pets)	125
MS07	Patent/ Copyright/ Trademark Infringement	38,520
MS08	Rain	4,552
MS09	Short Term Events	320,482
MS10	Monoline Crime for Cyber or Electronic Media Risks	547,453
MS	<i>SUBTOTAL - MISCELLANEOUS/SPECIAL LINES</i>	\$ 7,691,680
PL00	Other - Professional Liability/Malpractice	\$ 47,456,512
PL01	Accountants	343,503
PL02	Actuaries	113,729
PL03	Adult Day Care or Home Health Care	804,312
PL04	Ambulance Personnel/ EMT (Monoline)	15,733
PL05	Architects	1,085,812
PL06	Blood/ Plasma Banks	15,101

QUALIFIED SURPLUS LINES INSURERS | 2018 SURPLUS LINES PREMIUM BY CLASS OF COVERAGE

Class Code	Class Description	2018 Premium
PL07	Charter Schools	56,793
PL08	Clinical Laboratories	231,570
PL09	Collection for Drug Testing	12,025
PL10	Computer Consultants	243,854
PL11	Consumer Programs	10,390
PL12	Drug Testing Laboratories	51,558
PL13	Employment Practices Liability	3,018,168
PL14	Engineers	1,460,269
PL15	Environmental Consultants	137,300
PL16	Foster Care Agencies	(245,355)
PL17	Halfway Houses	4,724
PL18	Healing Arts/ Alternative Medicine	83,188
PL19	Investment Advisors	1,006,380
PL20	Lawyers Professional Liability	6,941,037
PL21	Medical Labs/ Blood Labs	98,941
PL22A	Medical Malpractice Liability - Chiropractors	29,464
PL22B	Medical Malpractice Liability - Dentists	752,670
PL22C	Medical Malpractice Liability - Hospitals	2,729,279
PL22D	Medical Malpractice Liability - Nurses	265,914
PL22E	Medical Malpractice Liability - Physicians and Surgeons	4,414,907
PL22F	Medical Malpractice Liability - All Other	10,936,350
PL23	Midwives	24,056
PL24	Nurse Registers	4,358
PL25A	Nursing Homes - Skilled or Intermediate Care	1,410,053
PL25B	Nursing Homes - Assisted Living with Care	740,020
PL25C	Nursing Homes - Rest Homes with Care	5,164
PL25D	Nursing Homes - Personal Care Facilities	6,389
PL25E	Nursing Homes - Continuing Care Retirement	16,350
PL25F	Nursing Homes - Convalescent Homes with continuous home	35,863
PL25G	Nursing Homes - Any other Adult Extended Care Facility	1,916,985
PL26	Officers & Directors/ Public Officials	3,506,371
PL27	Property Management	769,180
PL28	Psychologists/ Sociologists/ Counselors	74,705
PL29	Real Estate Agents/ Brokers	1,652,142
PL30	Real Estate Appraisers	220,152
PL31	Residential Home Inspectors	328,943
PL32	Risk Managers	369,072
PL33	School Board Legal Liability	89,287
PL34	Social Services Agencies	99,188
PL35	Surveyors	12,238
PL36	X-Ray Specialists/ Technicians	5,164
PL37	Cyber or Electronic Media Risks	10,636,061
PL38	Title Agents/Abstractors	267,689
PL	SUBTOTAL - PROFESSIONAL LIABILITY/MALPRACTICE	\$ 104,263,557

QUALIFIED SURPLUS LINES INSURERS | 2018 SURPLUS LINES PREMIUM BY CLASS OF COVERAGE

Class Code	Class Description	2018 Premium
PROD00	Other - Products	\$ 1,607,701
PROD01	Aircraft & Aircraft Parts Manufacturing	105,586
PROD02	Ammunition Reloading & Firearms	16,500
PROD03	Amusement Rides/ Devises (Manufacturing, Installation & Repair)	10,750
PROD04	Automobile and Parts Manufacturing	120,443
PROD05	Discontinued Products	138,300
PROD07	Fuel Tank Testers	20,590
PROD08	Heavy Equipment Manufacturing/ Repair	31,525
PROD09	Medical Equipment	76,838
PROD10	Monoline Product Liability	95,027
PROD11	New Products Liability	1,456,373
PROD12	Nutraceuticals/ Dietary Supplements	549,155
PROD14	Pharmaceutical Manufactures & Distributors	1,093,472
PROD15	Plastic Manufacturing	6,802
PROD17	Roofers	3,650
PROD18	Sporting Goods Manufacturing	31,274
PROD19	Tire Recapping	6,900
PROD20	Tobacco Related Products	238,720
PROD21	Toy Manufacturing	19,950
PROD	SUBTOTAL - PRODUCTS LIABILITY	\$ 5,629,555
	TOTAL	\$ 598,800,481

2018 SURPLUS LINES PREMIUM BY CARRIER

Carrier Name	2018 Premium	Carrier Type
Acceptance Indemnity Insurance Co.	\$ 7,946,432	Foreign
ACE European Group Limited	31,257	Alien
Admiral Insurance Company	10,008,547	Foreign
Adriatic Insurance Company	52,237	Foreign
Agent Alliance Insurance Company	87,267	Foreign
AIG Europe Limited	829,095	Alien
AIG Specialty Insurance Company	8,442,483	Foreign
AIX Specialty Ins. Co.	301,318	Foreign
AIX Specialty Insurance Company	1,718,779	Foreign
Allianz Global Corporate	46,317	Alien
Allianz Underwriters Insurance Co.	1,002,543	Foreign
Allied World Assurance Co. (U.S.) Inc.	4,591,104	Foreign
Allied World Surplus Lines Insurance Company	3,237,001	Foreign
Ally International Insurance Company LTD	2,505,737	Alien
American Empire Surplus Lines	20,722	Foreign
American Modern Surplus Lines Ins. Co.	1,150	Foreign
American National Lloyds Insurance Company	49,395	Foreign
AmTrust International Underwriters, Ltd	2,586,245	Alien
Arch Excess & Surplus Inc. Co.	2,349	Foreign
Arch Insurance Company (Europe) Limited	31,770	Alien
Arch Specialty Ins. Co.	3,676,379	Foreign
Aspen Insurance UK Limited	403,086	Alien
Aspen Specialty Ins. Co.	6,894,959	Foreign
Associated Electric & Gas Ins Services Ltd	5,409,070	Alien
Associated Industries Insurance Company, Inc.	4,620,460	Foreign
Associated International Ins. Co.	2,017	Foreign
Atain Specialty Insurance Company	3,818,658	Foreign
Atlantic Casualty Insurance Company	875,410	Foreign
AVIVA International Insurance plc	68,119	Alien
AXA Corporate Solutions Assurance	1,120	Alien
AXIS Specialty Europe Limited	84,797	Alien
AXIS Surplus Ins. Co.	6,877,751	Foreign
Berkley Assurance Company	2,561,119	Foreign
Berkley Specialty Insurance Company	1,230,470	Foreign
Berkshire Hathaway International Ins. Ltd	11,128	Alien
Burlington Insurance Company	3,213,582	Foreign
Canal Indemnity	2,500	Foreign
Canopus US Insurance	445,884	Foreign
Capitol Specialty Ins. Corp.	5,240,843	Foreign
Catlin Specialty Ins. Co	208,647	Foreign
Chubb Custom Insurance Co.	955,954	Foreign
Cincinnati Specialty Underwriters Insurance Company	3,702,112	Foreign
Clear Blue Specialty Ins Co	1,632,000	Foreign
CM Vantage Specialty Insurance Company	588,532	Foreign
CNA Insurance Company Limited	132,125	Alien

Carrier Name	2018 Premium	Carrier Type
CNA Reinsurance Company Ltd (uk)	657	Alien
Colony Insurance company	13,223,577	Foreign
Columbia Casualty Company	9,959,787	Foreign
Conifer Insurance Company	511,448	Foreign
Coverys Specialty Insurance Company	1,144,996	Foreign
Covington Specialty Insurance Company	565,265	Foreign
Crum & Forster Specialty Insurance Company	3,219,176	Foreign
Discover Specialty Ins. Co.	3,713	Foreign
Dorchester Insurance Company	210,817	Foreign
Empire Indemnity Ins. Co.	78,919	Foreign
Endurance American Specialty	13,045,316	Foreign
Endurance Specialty Insurance Ltd	8,562	Alien
Energy Insurance Mutual Ltd	1,363,610	Alien
Essex Insurance Company	42,644	Foreign
Evanston Insurance Company	15,758,368	Foreign
Everest Indemnity Ins. Co.	4,703,019	Foreign
Executive Risk Specialty Ins.	35,787	Foreign
Fair American Select Insurance	37,500	Foreign
Falls Lake Fire and Casualty	1,104,495	Foreign
Fidelis Insurance Bermuda Limited	19,987	Alien
First Mercury Ins. Co.	1,450,007	Foreign
First Specialty Ins. Corp.	3,151,704	Foreign
Fulcrum Insurance Co. "VW"	2,003,012	Foreign
Gemini Insurance Company	7,878,690	Foreign
General Star Indemnity Co.	2,056,834	Foreign
Gotham Insurance Compay	3,229,475	Foreign
Great American E & S Ins. Co.	7,835,756	Foreign
Great American Fidelity Ins	84,169	Foreign
Great Divide Insurance Co.	4,815,081	Foreign
Great Lakes Reinsurance (UK)	5,438,869	Alien
GuideOne National Insurance Company	560,332	Foreign
Hallmark Specialty Insurance Company	2,443,706	Foreign
HCC Specialty Ins. Co.	218,330	Foreign
HDI Specialty Insurance	2,182,267	Foreign
Helvetia Swiss Insurance Company in Liechtenstein Ltd.	1,013	Alien
Homeland Insurance Company of New York	3,086,377	Foreign
Houston Casualty Company	4,581,951	Foreign
Houston Specialty Insurance Company	2,820,591	Foreign
HSB Specialty Insurance Company	9,625	Foreign
Hudson Excess Insurance Company	61,253	Foreign
Hudson Specialty Insurance Co.	1,855,966	Foreign
Illinois Emcasco Ins. Co.	18,470	Foreign
Illinois Union Insurance Co.	7,568,971	Foreign
Indian Harbor Insurance Co.	13,666,861	Foreign
International Insurance Company of Hannover SE.	14,699,087	Alien
Interstate Fire & Casualty Co.	3,784,858	Foreign
Ironshore Europe Limited	77,541	Alien

Carrier Name	2018 Premium	Carrier Type
Ironshore Indemnity Company	1,069,958	Foreign
Ironshore Insurance Ltd.	248,333	Alien
Ironshore Specialty Insurance Company	11,012,280	Foreign
ISMIE Indemnity Company	45,683	Foreign
James River Ins. Co.	5,238,578	Foreign
Kinsale Insurance Company	5,665,084	Foreign
Knight Specialty Insurance	1,519,482	Foreign
Lancashire Ins Co Limited	(166,910)	Alien
Lancashire Ins Co. (UK) Ltd.	47,952	Alien
Landmark American Insurance Co	5,001,257	Foreign
Lexington Insurance Company	23,842,076	Foreign
Liberty Mutual Insurance Co. (uk)	802,487	Alien
Liberty Surplus Insurance Corp.	3,497,344	Foreign
Lloyds Syndicate # 990	1,384,589	Lloyds
Lloyds Syndicate # 991	18,870	Lloyds
Lloyds Syndicate # 994	5,480	Lloyds
Lloyds Syndicate #1003	(319)	Lloyds
Lloyds Syndicate #1007	(4,655)	Lloyds
Lloyds Syndicate #1009	4,000	Lloyds
Lloyds Syndicate #1036	50,935	Lloyds
Lloyds Syndicate #1069	7,480	Lloyds
Lloyds Syndicate #1084	2,840,803	Lloyds
Lloyds Syndicate #1101	(5,657)	Lloyds
Lloyds Syndicate #1110	2,491,261	Alien
Lloyds Syndicate #112	12,290	Lloyds
Lloyds Syndicate #1141	3,782	Lloyds
Lloyds Syndicate #1176	(1,225)	Lloyds
Lloyds Syndicate #1183	1,231,511	Lloyds
Lloyds Syndicate #1200	2,775,904	Lloyds
Lloyds Syndicate #1206	345,618	Lloyds
Lloyds Syndicate #1207	260,609	Lloyds
Lloyds Syndicate #1209	13,481	Lloyds
Lloyds Syndicate #1211	3,043,427	Lloyds
Lloyds Syndicate #1218	119,046	Lloyds
Lloyds Syndicate #1221	282,927	Lloyds
Lloyds Syndicate #1224	4,853	Lloyds
Lloyds Syndicate #1225	4,190,061	Lloyds
Lloyds Syndicate #1243	692	Lloyds
Lloyds Syndicate #1274	484,832	Alien
Lloyds Syndicate #1301	507,737	Lloyds
Lloyds Syndicate #1400	1,782	Lloyds
Lloyds Syndicate #1414	2,254,738	Alien
Lloyds Syndicate #1458	1,875,603	Alien
Lloyds Syndicate #1511	25	Lloyds
Lloyds Syndicate #1686	521,977	Alien
Lloyds Syndicate #1729	346,707	Alien
Lloyds Syndicate #1856	4,338	Lloyds

Carrier Name	2018 Premium	Carrier Type
Lloyds Syndicate #1861	1,353,123	Lloyds
Lloyds Syndicate #1880	1,309,502	Alien
Lloyds Syndicate #1882	5,468	Alien
Lloyds Syndicate #1884	30,237	Lloyds
Lloyds Syndicate #1886	784,988	Lloyds
Lloyds Syndicate #1897	139,518	Lloyds
Lloyds Syndicate #1900	9,025	Lloyds
Lloyds Syndicate #1910	3,034	Alien
Lloyds Syndicate #1919	321,559	Lloyds
Lloyds Syndicate #1945	96,239	Alien
Lloyds Syndicate #1955	774,676	Alien
Lloyds Syndicate #1967	276,386	Alien
Lloyds Syndicate #1969	1,471,127	Alien
Lloyds Syndicate #1975	356,898	Alien
Lloyds Syndicate #1980	654,527	Alien
Lloyds Syndicate #1991	76,799	Lloyds
Lloyds Syndicate #1999	4,724	Lloyds
Lloyds Syndicate #2000	206,537	Lloyds
Lloyds Syndicate #2001	12,129,695	Lloyds
Lloyds Syndicate #2003	3,863,882	Lloyds
Lloyds Syndicate #2007	1,688,786	Alien
Lloyds Syndicate #2010	179,085	Lloyds
Lloyds Syndicate #2011	71,909	Lloyds
Lloyds Syndicate #2012	33,187	Alien
Lloyds Syndicate #2014	129,757	Alien
Lloyds Syndicate #2015	797,385	Alien
Lloyds Syndicate #2020	18,358	Lloyds
Lloyds Syndicate #2021	47,750	Lloyds
Lloyds Syndicate #2027	350	Lloyds
Lloyds Syndicate #205	872	Lloyds
Lloyds Syndicate #2112	454	Lloyds
Lloyds Syndicate #2121	653,697	Lloyds
Lloyds Syndicate #2232	307,061	Alien
Lloyds Syndicate #2241	2,325	Lloyds
Lloyds Syndicate #2323	11,664	Lloyds
Lloyds Syndicate #2468	201,624	Alien
Lloyds Syndicate #2488	3,264,252	Lloyds
Lloyds Syndicate #2623	14,270,584	Lloyds
Lloyds Syndicate #2786	46,100	Lloyds
Lloyds Syndicate #2791	1,376,437	Lloyds
Lloyds Syndicate #282	777	Lloyds
Lloyds Syndicate #2987	6,798,124	Lloyds
Lloyds Syndicate #2988	210,758	Lloyds
Lloyds Syndicate #3000	798,009	Lloyds
Lloyds Syndicate #3010	9,871	Alien
Lloyds Syndicate #3030	2,750	Lloyds
Lloyds Syndicate #314	(44)	Lloyds

Carrier Name	2018 Premium	Carrier Type
Lloyds Syndicate #318	100,459	Lloyds
Lloyds Syndicate #3210	5,712	Lloyds
Lloyds Syndicate #3268	34,448	Alien
Lloyds Syndicate #33	2,689,031	Lloyds
Lloyds Syndicate #3334	296,055	Lloyds
Lloyds Syndicate #362	15,422	Lloyds
Lloyds Syndicate #3623	5,087	Alien
Lloyds Syndicate #3624	7,561,731	Alien
Lloyds Syndicate #376	25,296	Lloyds
Lloyds Syndicate #382	1,509,740	Lloyds
Lloyds Syndicate #3902	58,290	Alien
Lloyds Syndicate #397	407	Lloyds
Lloyds Syndicate #40	7,984	Lloyds
Lloyds Syndicate #4000	1,462,733	Alien
Lloyds Syndicate #4020	2,034,870	Alien
Lloyds Syndicate #4040	1,337	Alien
Lloyds Syndicate #4141	336,277	Alien
Lloyds Syndicate #4242	41,505	Alien
Lloyds Syndicate #435	1,173,053	Lloyds
Lloyds Syndicate #4444	1,793,456	Lloyds
Lloyds Syndicate #4472	2,358,049	Alien
Lloyds Syndicate #457	384,004	Lloyds
Lloyds Syndicate #4711	502,066	Lloyds
Lloyds Syndicate #5000	651,694	Lloyds
Lloyds Syndicate #506	79,100	Lloyds
Lloyds Syndicate #510	7,350,089	Lloyds
Lloyds Syndicate #5151	554,170	Lloyds
Lloyds Syndicate #55	180,000	Lloyds
Lloyds Syndicate #5555	35,515	Lloyds
Lloyds Syndicate #566	167,987	Lloyds
Lloyds Syndicate #5678	696,782	Alien
Lloyds Syndicate #5820	1,799,008	Alien
Lloyds Syndicate #5886	75,704	Lloyds
Lloyds Syndicate #609	2,016,799	Lloyds
Lloyds Syndicate #62	5,759	Lloyds
Lloyds Syndicate #623	3,188,852	Lloyds
Lloyds Syndicate #683	(40)	Lloyds
Lloyds Syndicate #727	289,085	Lloyds
Lloyds Syndicate #780	268,434	Lloyds
Lloyds Syndicate #807	41,959	Lloyds
Lloyds Syndicate #902	7,727	Lloyds
Lloyds Syndicate #9209	44,247	Lloyds
Lloyds Syndicate #947	24,108	Lloyds
Lloyds Syndicate #958	30,168	Lloyds
Lloyds Syndicate #9620	13,028	Lloyds
Lloyds Syndicate #9972	74,210	Alien
Lloyds Syndicate #9981	168,089	Alien

Carrier Name	2018 Premium	Carrier Type
Mapfre Empresas Compania de Seguros y Reaseguros, SA	1,008,106	Alien
Marine Insurance Company, Ltd	360,539	Alien
Markel International Ins. Co. Ltd.	1,227,445	Alien
Maxum Indemnity Co.	1,664,252	Foreign
Mercer Insurance Company	734,108	Foreign
Mesa Underwriters Specialty Insurance Company	2,187,431	Foreign
Mid-Continent Excess & Surplus Insurance Company	19,440	Foreign
Mitsui Sumitomo Ins Co (Eur) Ltd	56,654	Alien
Mount Vernon Fire Insurance Company	800,899	Foreign
Mount Vernon Specialty Insurance Company	69,456	Foreign
Mt. Hawley Insurance Company	789,091	Foreign
National Fire & Marine Ins. Co.	17,188,685	Foreign
Navigators Specialty Insurance Company	9,715,958	Foreign
Noetic Specialty Ins. Co.	155,724	Foreign
NORCAL Specialty Insurance Co	1,886,316	Foreign
North American Capacity Ins.	4,799,095	Foreign
North Light Specialty Insurance Company	90,771	Foreign
Northfield Insurance Company	1,907,306	Foreign
Old Republic Union Insurance Co.	3,651,385	Foreign
Pacific Insurance Company	309,035	Foreign
Pacific Insurance Company, Ltd	17,053	Foreign
PartnerRe Ireland Insurance Limited	1,448,034	Alien
Peleus Insurance Company	3,365,858	Foreign
Penn-star Insurance Company	550,916	Foreign
Prime Insurance Company	1,248,816	Foreign
Princeton E & S Lines Insurance Co	2,173,783	Foreign
ProAssurance Specialty Insurance Company, Inc	2,699,044	Foreign
Professional Underwriters Liab.	871,761	Foreign
Qbe Insurance (Europe) Limited	345	Alien
QBE Specialty Insurance Company	1,582,349	Foreign
Reliamax Surety Company	7,678	Foreign
Republic-Vanguard Insurance	644,408	Foreign
Rock River Insurance Company	141,800	Foreign
Rockingham Casualty Company	529,700	Alien
Scor UK Company Limited	1,901,172	Alien
Scottsdale Indemnity Company	19,803,340	Foreign
Seneca Specialty Insurance Company	335,729	Foreign
Sirius International Ins. Corp.	57,786	Alien
Sparta Specialty Insurance Company	196,050	Foreign
St Paul Surplus Lines Insurance Co.	84,629	Foreign
Starr Surplus Lines Insurance Company	7,609,575	Foreign
StarStone Specialty Ins Co	3,088,730	Foreign
Steadfast Insurance Company	8,724,094	Foreign
Superior Specialty Insurance	16,214	Foreign
Swiss Re International SE	5,207,659	Alien
Swiss Re Specialty Ins (UK) LTD	1,583	Alien
Tokio Marine Europe Insurance Ltd	95,561	Alien

Carrier Name	2018 Premium	Carrier Type
Tokio Marine Specialty Insurance Company	5,654,061	Foreign
Torus Insurance (UK) Limited	816,695	Alien
Travelers E & S Lines Co.	572,058	Foreign
Trisura Specialty Insurance Company	238,139	Foreign
TT Club Mutual Insurance Ltd	651,500	Alien
Tudor Insurance Company	758,677	Foreign
Unionamerica Insurance Co., Ltd	(4,454)	Alien
United National Insurance Co.	754,444	Foreign
United Specialty Ins. Co.	33,202,008	Foreign
Valiant Specialty Ins. Co.	195,434	Foreign
Voyager Indemnity Insurance Co.	355,475	Foreign
Watford Specialty Insurance Co	303,966	Foreign
Westchester Surplus Lines Ins Co	5,436,764	Foreign
Western World Insurance Company	4,167,034	Foreign
XL Select Insurance Company	60,000	Foreign
TOTAL	\$ 598,800,481	All

2018 SURPLUS LINES PREMIUM BY DOMICILE TYPE

Domicile Type	2018 Premium
Foreign	\$ 430,738,290
Alien	80,762,439
Lloyds	87,299,752
TOTAL - ALL	\$ 598,800,481